



**07**

EDITION 07  
**ECO-DESIGN®**  
LIGHT DESIGN AUTHOR

Member of HORMEN Group

 HORMEN

Who is ... **ECO-DESIGN**

## **2015** member of HORMEN Group

**EN** / ECO-DESIGN, producer of design light fittings was established in 1996. The company is nowadays successfully represented in 20 countries and presents its products at exhibitions in Frankfurt am Main, Milano, Prague, Tokio and Dubai.

When creating new designs ECO-DESIGN works with ecological materials such as aeroceramics, ecolit, porcelaine or special plaster and uses world-renowned electrocomponents to produce original high-quality luminaires for the most demanding clients.

ECO-DESIGN team consists of designers, production engineers, technologists, lighting specialists, workers and traders. The company offers to its business partners full service from project to realization – proposals, calculations, control systems, technical and marketing trainings leading to development and support of mutual cooperation.

**CZ** / ECO-DESIGN je výrobce designových svítidel, založený v roce 1996. V současné době vyváží svítidla do 20 zemí a prezentuje své produkty na výstavách ve Frankfurtu nad Mohanem, Milanu, Praze, Tokiu a Dubaji.

Firma při výrobě svých svítidel využívá ekologických materiálů jako je aerokeramika, ekolit, porcelán nebo speciální sádra. Spolupracuje se světovými výrobci elektrokomponentů tak, aby vznikla kvalitní a originální svítidla pro nejnáročnější klientelu.

Náš tým se skládá z designerů, technologů, světelných techniků, pracovníků ve výrobě a obchodníků. Společnost nabízí pro své obchodní partnery plný servis od projektu až po realizaci - návrhy, výpočty, řízení osvětlení, technická a marketingová školení o svých výrobcích, směřující k rozvoji a podpoře vzájemného obchodu.



**DE /** ECO-DESIGN ist ein Designbeleuchtungshersteller, im Jahre 1996 gegründet. Zur Zeit wird Beleuchtung in 20 Staaten exportiert und die Produkte wird auf den Messen in Frankfurt am Main, Mailand, Prag, Tokio und Dubai präsentiert.

Die Firma nutzt bei der Herstellung ihrer Beleuchtung ökologisches Material wie Aerokeramik, Ekolit, Porzellan oder speziellen Gips. Sie arbeitet mit Weltbekannten Herstellern von Elektrokomponenten so zusammen, dass Qualitäts- und Originalbeleuchtung für anspruchsvollste Klientel entstehen können.

Unser Team besteht aus Designern, Technologen, Lichttechnikern, Arbeitern in der Fertigung und Geschäftsleuten. Die Gesellschaft bietet ihren Geschäftspartnern vollen Service von Projekten bis zur Realisierung - Entwürfe, Berechnungen, Steuerung der Beleuchtung, organisiert technische und marketingbezogene Schulungen über die eigenen Produkte, die zur Entwicklung und Unterstützung des gegenseitigen Geschäfts hinausgehen.

**FR /** ECO-DESIGN est un fabricant de luminaires design, fondé en 1996. Récemment, il exporte ses luminaires dans vingt pays du monde et présente ses produits aux expositions de Frankfurt am Main, Milan, Prague, Tokio et Dubai.

Pendant le développement des projets pour ses luminaires, l'entreprise utilise les matériaux écologiques tels que l'aéro-céramique, écolith, porcelaine ou le plâtre spécial. Elle coopère également avec les producteurs mondiaux de composants électriques afin de fabriquer des luminaires originaux et de qualité et répondre ainsi aux besoins des clients les plus exigeants.

Notre équipe est composée de designers, ingénieurs, techniciens lumière, d'unité de la production et vendeurs. La société garantit le service complet pour ses partenaires commerciaux au début du projet jusqu'à sa réalisation – projets, calculs, régulation du luminaire, la formation technique et marketing de ses produits permettant le développement et le soutien réciproque entre les deux parties.

**RU /** ECO-DESIGN является фирмой, которая производит дизайнерские светильники. Она была основана в 1996 году. В настоящее время фирма экспортирует лампы в двадцать стран мира и представляет свою продукцию на выставках во Франкфурте на Майне, Милане, Праге, Токио и Дубаи.

При разработке своих светильников компания использует экологические материалы, такие, как аэрокерамика, эколит, фарфор или специальный гипс. Сотрудничество с международными производителями электрокомпонентов обеспечивает производство качественных и оригинальных светильников для самых требовательных клиентов.

Наша команда состоит из дизайнеров, технологов, техников освещения, людей, работающих в сфере производства и бизнеса. Компания предлагает своим бизнес-партнерам полный комплекс услуг от проектирования до реализации – разработки проектов, расчеты, контроль освещения, технический и маркетинговый инструктаж по продукции, что способствует развитию и продвижению взаимного бизнеса.

 HORMEN



# Suspended luminaires


Závěsná svítidla / Pendelleuchten / Luminaires suspendus / ПОДВЕСНЫЕ СВЕТИЛЬНИКИ

**Disc**


10

**Chic S**


12

**STZ series**


14

**Kuby Z**

16

**Gaby Z**

19

**Slim**

20

**Simi**

22

**Jony**

23

**Frame series**


24

**SQ122**

26

**Bouuble Tail**

28

**Bouuble Frame**

29

**Roma S**

30

Ecolit. Natural hardened plaster. Triplex opal glass. Safety glass. Perspex. Stainless steel.

Ekolit. Přírodní tvrzená sádra. Sklo Triplex opál. Stratobel. Perspex. Nerezová ocel.

Ekolit. Natürlicher Hartgips. Triplexglas Opal. Stratobel. Perspex. Edelstahl.

Ecolith. Le plâtre durci à la base naturelle. Verre Triplex brûlure. Stratobel. Perspex. Inox.

Эколит. Естественно упрочненный гипс. Стекло триплекс опал. Стратобел. Нержавеющая сталь.

# Surface mounted luminaires


Přisazená svítidla / Anbauleuchten / Plafonniers / НАКЛАДНЫЕ СВЕТИЛЬНИКИ

**Chic A**

34

**ST**

35

**Kuby**

36

**Gaby**

40

**Slim**

44

**Bouble ST**

45

**SA / SY series**

46

**SP**

47

**SYJ**

47

**SYP**

47

**Cylinder**

48

**Marina**

49

**Navy**


49

**Milano**

50

# Wall luminaires

Nástěnná svítidla / Wandleuchten / Les appliques murales / НАСТЕННЫЕ СВЕТИЛЬНИКИ



**Bowl** 52




**Collar** 52



**H series** 53



**Q / QND series** 54



**D / DS series** 54



**Filler series** 56



**G series** 57




**AKG** 57



**A / AD series** 58



**B series** 58



**Stairs** 59



**C / CD series** 60



**E series** 61



**I series** 61



**M series** 61



**N series** 62




**K series** 62



**U series** 63



**O series** 64



**R series** 65



**Z series** 65



**Flute series** 66



**Oboe series** 68

**Grip**

70

**Bubble QR**

72

**Bubble series**

74

**V series**

75

**Roma series**


76

**Roma mini**


77

## Recessed luminaires

Vestavná svítidla / Einbauleuchten / Luminaires encastrés / ВСТРАИВАЕМЫЕ СВЕТИЛЬНИКИ

**Trip A**

80

**Path**


81

**Route**

81

**Spot series**

82

**Way series**

83

**Leader series**

84

# Light Cornices

Sádrové světelné římsy / Gipsleuchtgesims / Moulures lumineuse en plâtre / ГИПСОВЫЕ КАРНИЗЫ-СВЕТИЛЬНИКИ



LED line

88



Alfa

90



Kappa

90



Lambda

90



Èta

90



JR

91



AR-DR


92



Piko LED

93

## Art line




Elves

100



Arctic

102



Gondwana

104



# **Suspended** luminaires

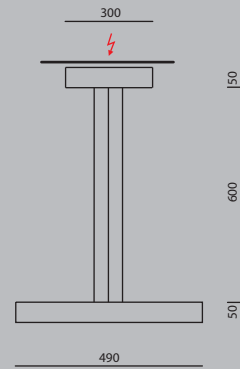
Závěsná svítidla / Pendelleuchten / Luminaires suspendus / ПОДВЕСНЫЕ СВЕТИЛЬНИКИ

# Suspended luminaires

## Disc



CODE 86-4600 22 + 40W, TL-5C, 2Gx13, EVG















Design by Alexander Dubský

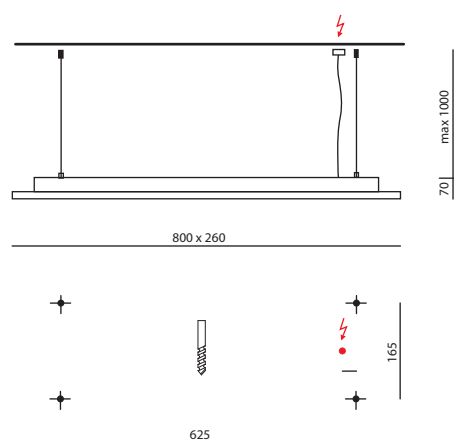




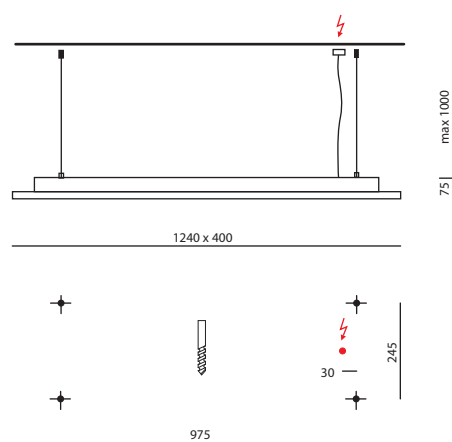
## Chic S

CODE **Chic 80 S**

86-1776 2 x 24W, T5, G5, EVG

CODE **Chic 120 S**

86-1750 2 x 39W, T5, G5, EVG  
 86-1751 4 x 39W, T5, G5, EVG  
 86-1752 4 x 39W, T5, G5, DIM ECO  
 86-1753 4 x 39W, T5, G5, DIM EXCEL  
 86-1754 4 x 39W, T5, G5, DIM ANALOG 1-10V



CODE **Chic 150 S**

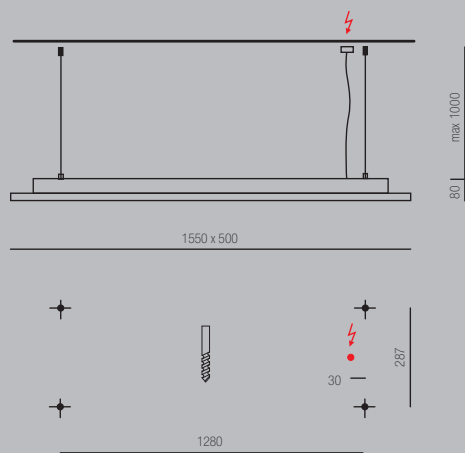
86-1755 2 x 54W, T5, G5, EVG

86-1756 4 x 54W, T5, G5, EVG

86-1757 4 x 54W, T5, G5, DIM ECO

86-1758 4 x 54W, T5, G5, DIM EXCEL


86-1759 4 x 54W, T5, G5, DIM ANALOG 1-10V



## STZ series



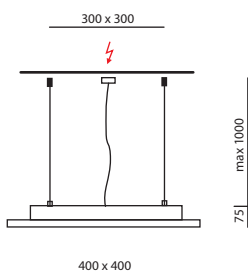
Design by Alexander Dubský



## STZ 123

CODE **4,8 kg**

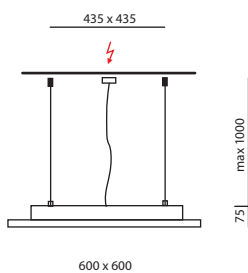
86-1553 2 x 18W, TC-L, 2G11, EVG  
 86-1554 4 x 18W, TC-L, 2G11, EVG



## STZ 126

CODE **15 kg**

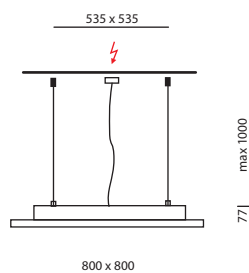
86-1561 4 x 24W, TC-L, 2G11, EVG  
 86-1562 4 x 24W, TC-L, 2G11, DIM ECO  
 86-1563 4 x 24W, TC-L, 2G11, DIM EXCEL



## STZ 127

CODE **25 kg**

86-1557 4 x 36W, TC-L, 2G11, EVG  
 86-1558 4 x 36W, TC-L, 2G11, DIM ECO  
 86-1559 4 x 36W, TC-L, 2G11, DIM EXCEL  
 86-1564 4 x 36W, TC-L, 2G11, DIM ANALOG 1-10V





## Kuby Z

Kuby 30Z **4,7 kg**

CODE

86-5301	2 x 23W, TC-TSE, E27
86-5302	22W, TL-5C, 2xG13, EVG
86-5324 WW	LED, 25,6W, 2918lm, 114lm/W, 3000K
86-5324 CW	LED, 25,6W, 3098lm, 121lm/W, 4000K

Kuby 45Z **6,5 kg**

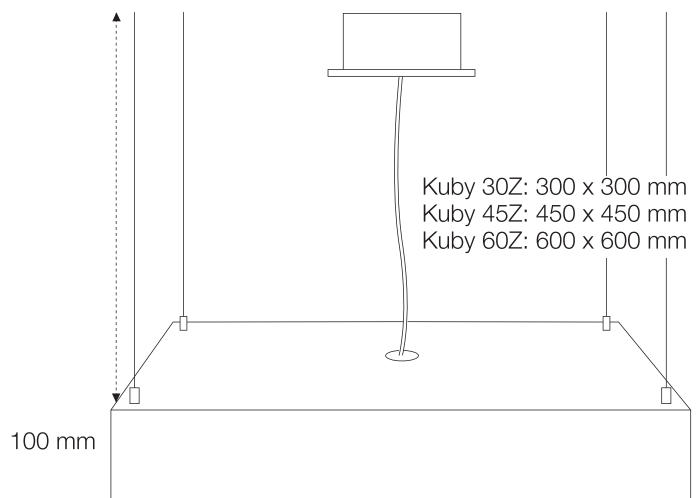
CODE

86-5320	22W + 40W, TL-5C, 2Gx13, EVG
86-5321	4 x 24W, TC-L, 2G11, EVG
86-5323 WW	LED, 46,4W, 5290lm, 114lm/W, 3000K
86-5323 CW	LED, 46,4W, 5614lm, 121lm/W, 4000K

Kuby 60Z **8,5 kg**

CODE

86-5303	4 x 24W, G5, T5, EVG
86-5322	8 x 24W, G5, T5, EVG
86-5325 WW	LED, 72W, 8115lm, 114lm/W, 3000K
86-5325 CW	LED, 72W, 8526lm, 121lm/W, 4000K







**Suspended** luminaires

## Gaby Z

### Gaby 30Z 2,2 kg

CODE

- 86-5304 2 x 23W, TC-TSE, E27
- 86-5305 22W, TL-5C, 2xG13, EVG
- 86-5306 WW LED, 25,6W, 2918lm, 114lm/W, 3000K
- 86-5306 CW LED, 25,6W, 3098lm, 121lm/W, 4000K

### Gaby 45Z 3,5 kg

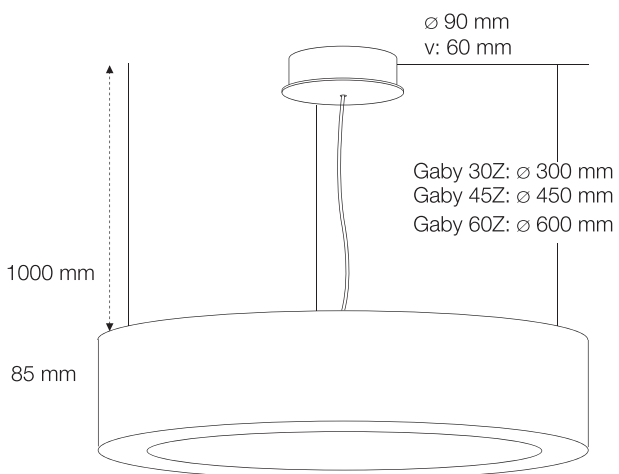
CODE

- 86-5316 22W + 40W, TL-5C, 2Gx13, EVG
- 86-5317 2 x 24W + 2 x 18W, TC-L, 2G11, EVG
- 86-5308 WW LED, 46,4W, 5290lm, 114lm/W, 3000K
- 86-5308 CW LED, 46,4W, 5614lm, 121lm/W, 4000K

### Gaby 60Z 5,0 kg

CODE


- 86-5318 60W, TL-5C, 2Gx13, EVG
- 86-5319 2 x 24W + 2x36W, TC-L, 2G11, EVG
- 86-5309 WW LED, 72W, 8115lm, 114lm/W, 3000K
- 86-5309 CW LED, 72W, 8526lm, 121lm/W, 4000K



☰
P
IP20
LED
-----

# Suspended luminaires

## Slim 40S/1000, 1500, 2000

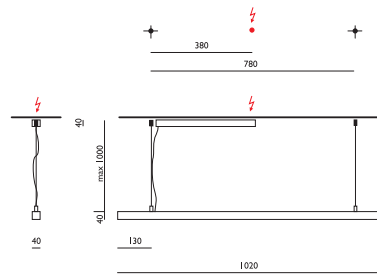


### Slim 40S/1000

CODE

1,5 kg/1pc

86-3550 23,6W LED, 2900 lm, 1050mA, 230V

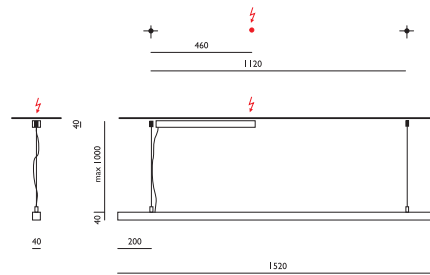


### Slim 40S/1500

CODE

2,25 kg/1pc

86-3551 35,4W LED, 4350 lm, 1050mA, 230V

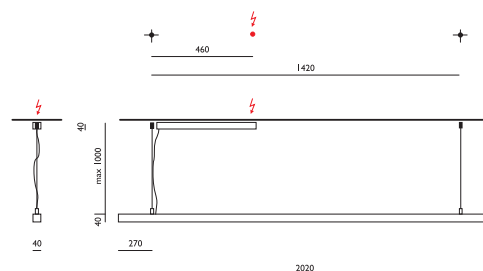


### Slim 40S/2000

CODE

3,0 kg/1pc

86-3552 47,2W LED, 5800 lm, 1050mA, 230V





## Suspended luminaires

### Simi

#### CODE

86-5307 WW LED 23, 6W, 2900lm, 230V, 1050mA, 3000K

86-5307 NW LED 23, 6W, 2900lm, 230V, 1050mA, 4000K

86-5307 CW LED 23, 6W, 2900lm, 230V, 1050mA, 6000K


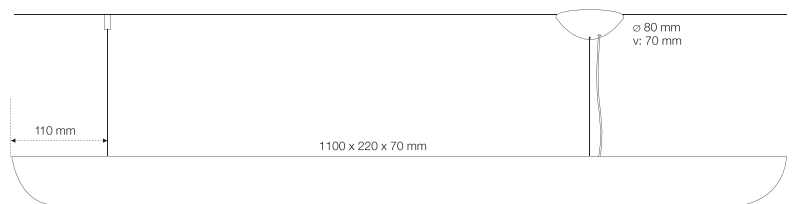




CODE

86-5310 2x39W, T5, G5, EVG  
86-5310DIM 2x39W, G5, EVG, DIM ECO

 **P** **IP20** **7,0 kg**



## Frame series



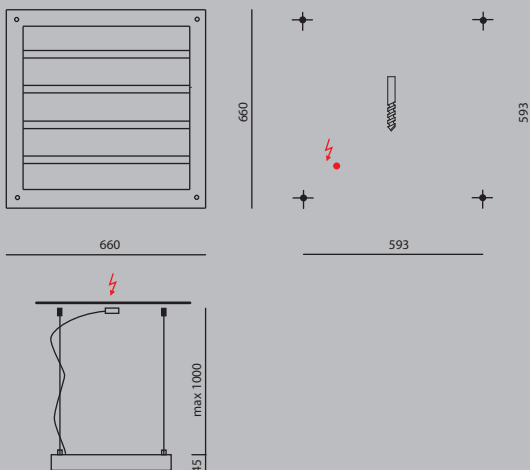
Design by Alexander Dubský



### Frame S

CODE 86-4590 **8,2 kg**

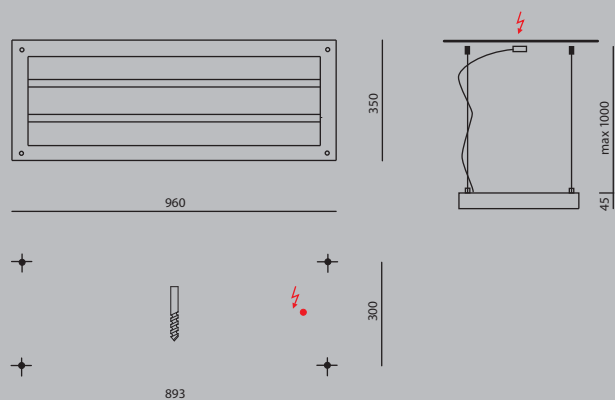
4 x 24W, T5, G5, EVG



### Frame 0

CODE 86-4580 **8,2 kg**

2 x 39W, T5, G5, EVG







## SQ122

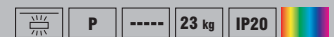
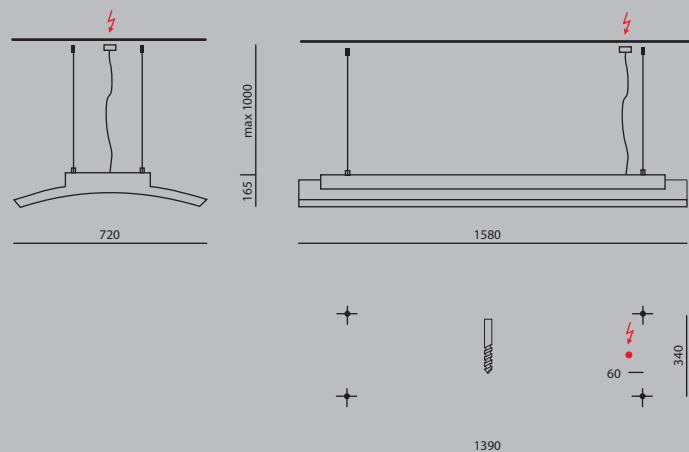


Design by Alexander Dubský

## SQ122

## CODE

86-1501	4 x 54W, T5, G5, EVG
86-1502	4 x 54W, T5, G5, DIM ECO
86-1503	4 x 54W, T5, G5, DIM EXCEL
86-1504	4 x 54W, T5, G5, DIM ANALOG 1-10V





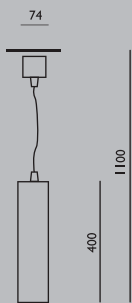
## Suspended luminaires

### Bubble Tall



Design by Jan Čvrtník

CODE 86-3070 LED 5,8W + max LED 4,2W, GU10, 230V~

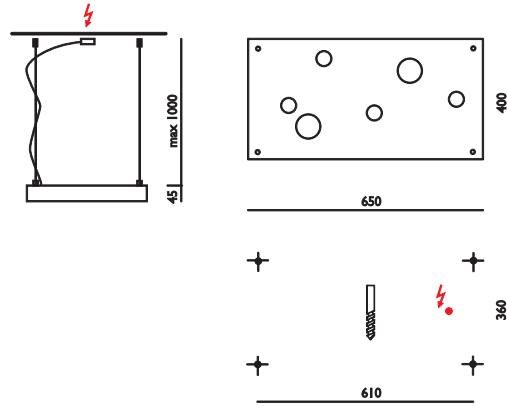


100 x 100



**Bubble Frame**


CODE 86-3061 4 x 24W, T5, G5, EVG







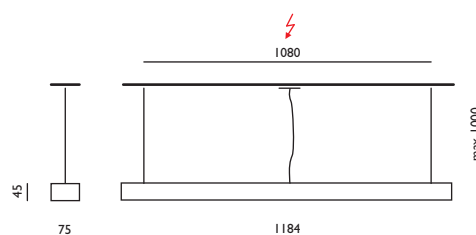


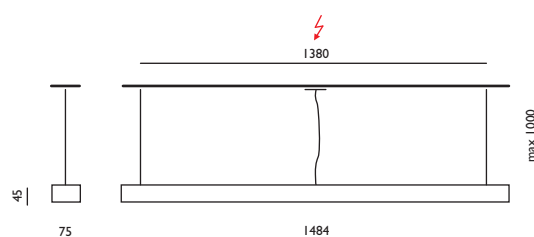
## Roma series

**Roma S3** 3,8 kg


CODE 86-4071/? 54W, T5, G5, EVG

**Roma S4** 5,1 kg

CODE 86-4081/? 80W, T5, G5, EVG



CODE: 86-xxxx/?

Decor / S dekorem / Dekor / Décor  
Нержавеющая сталь с декоромBrushed / Kartačová / Geburset / Brossé  
Нержавеющая сталь обработанная щёткойPolished / Leštěná / Poliertes / Acier  
Нержавеющая сталь полированная

Stainless steel. Safety glass. Duplex opal glass. Perspex.

Nerezová ocel. Sklo Stratobel. Duplex opál. Perspex.

Edelstahl. Glas Stratobel. Duplex Opal. Perspex.

Inox. Verre laiteux Stratobel. Brûture Duplex. Perspex.

Нержавеющая сталь. Стратобел. Дуплекс опал. Плексиглас.



Design by Alexander Dubský








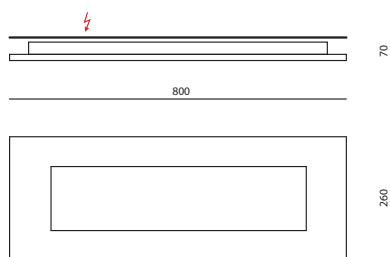
# **Surface mounted** luminaires

Přisazená svítidla / Anbauleuchten / Plafonniers / НАКЛАДНЫЕ СВЕТИЛЬНИКИ

**Chic A****Chic 80 A**

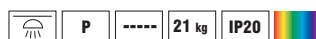
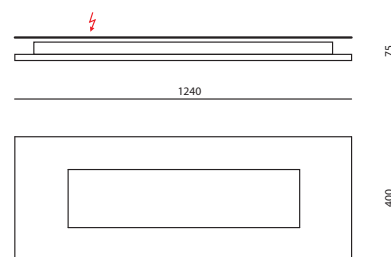
CODE

86-1775 2 x 24W, T5, G5, EVG

**Chic 120 A**


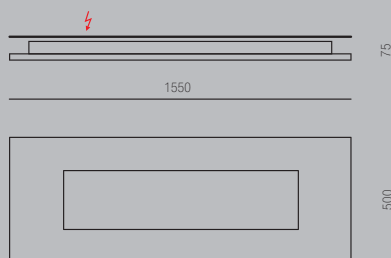
CODE

86-1760 2 x 39W, T5, G5, EVG  
 86-1761 4 x 39W, T5, G5, EVG  
 86-1762 4 x 39W, T5, G5, DIM ECO  
 86-1763 4 x 39W, T5, G5, DIM EXCEL  
 86-1764 4 x 39W, T5, G5, DIM ANALOG 1-10V

**Chic 150 A**

CODE

86-1765 2 x 54W, T5, G5, EVG  
 86-1766 4 x 54W, T5, G5, EVG  
 86-1767 4 x 54W, T5, G5, DIM ECO  
 86-1768 54W, T5, G5, DIM EXCEL  
 86-1769 54W, T5, G5, DIM ANALOG 1-10V

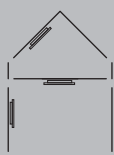
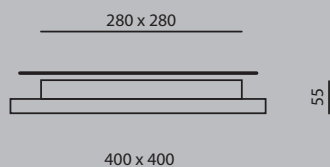


**ST series**

**ST 123**

CODE **3,8 kg**

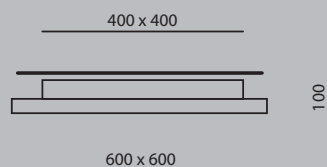
- 86-1550 2 x 18W, TC-L, 2G11, EVG
- 86-1551 4 x 18W, TC-L, 2G11, EVG



**ST 126**

CODE **12 kg**

- 86-1541 4 x 24W, TC-L, 2G11, EVG
- 86-1542 4 x 24W, TC-L, 2G11, DIM ECO
- 86-1543 4 x 24W, TC-L, 2G11, DIM EXCEL
- 86-1545 4 x 24W, TC-L, 2G11, EVG + 4 x 8W, T5, G5, EVG
- 86-1546 4 x 24W, TC-L, 2G11, DIM ECO + 4 x 8W, T5, G5, EVG
- 86-1547 4 x 24W, TC-L, 2G11, DIM EXCEL + 4 x 8W, T5, G5, EVG
- 86-1548 4 x 24W, TC-L, 2G11, DIM ANALOG 1-10V
- 86-1549 4 x 24W, TC-L, 2G11, DIM ANALOG 1-10V + 4 x 8W, T5, G5, EVG



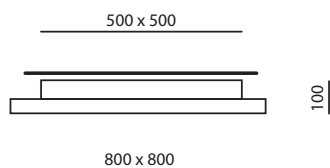
indirect lighting / nepřímé osvětlení  
+ 4 x 8W, T5, G5, EVG

**Czech design 1995-2000**  
**Český design 1995-2000**

**ST 127**

CODE **22 kg**

- 86-1525 4 x 36W, TC-L, 2G11, EVG
- 86-1526 4 x 36W, TC-L, 2G11, DIM ECO
- 86-1527 4 x 36W, TC-L, 2G11, DIM EXCEL
- 86-1538 4 x 36W, TC-L, 2G11, DIM ANALOG 1-10V
- 86-1529 4 x 36W, TC-L, 2G11, EVG + 4 x 8W, T5, G5, EVG
- 86-1530 4 x 36W, TC-L, 2G11, DIM ECO + 4 x 8W, T5, G5, EVG
- 86-1531 4 x 36W, TC-L, 2G11, DIM EXCEL + 4 x 8W, T5, G5, EVG
- 86-1532 4 x 36W, TC-L, 2G11, DIM ANALOG 1-10V + 4 x 8W, T5, G5, EVG



## Kuby 30, 45, 60

**Kuby 30** **4,7 kg**

CODE

86-5207	2 x 23W, TC-TSE, E27
86-5208	22W, 2xG13, EVG
86-5223	2 x 18W, TC-L, 2G11, EVG
86-5222	4 x 18W, TC-L, 2G11, EVG
86-5219 WW	LED, 25,6W, 2918lm, 114lm/W, 3000K
86-5219 CW	LED, 25,6W, 3097lm, 121lm/W, 4000K

**Kuby 45** **6,5 kg**


CODE

86-5228	22W + 40W, TL-5C, 2Gx13, EVG
86-5229	4 x 24W, TC-L, 2G11, EVG
86-5240 WW	LED, 46,4W, 5290lm, 114lm/W, 3000K
86-5240 CW	LED, 46,4W, 5614lm, 121lm/W, 4000K

**Kuby 60** **8,5 kg**

CODE

86-5209	4 x 24W, T5, G5, EVG
86-5233	4 x 24W, T5, G5, DIM ECO
86-5234	8 x 24W, T5, G5, EVG
86-5204 WW	LED, 72W, 8115lm, 114lm/W, 3000K
86-5204 CW	LED, 72W, 8526lm, 121lm/W, 4000K

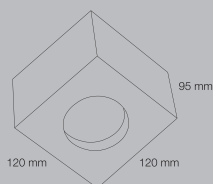


Kuby 30: 300 x 300 mm  
 Kuby 45: 450 x 450 mm  
 Kuby 60: 600 x 600 mm

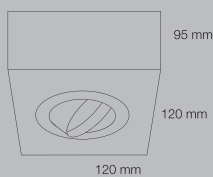


**Kuby 12****Kuby 12A** CODE

86-5201 max. 35W/230V, GU10, (4,2W LED, GU10, 230V)

**Kuby 12B** CODE

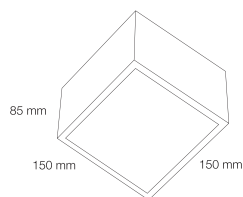
86-5202 max. 35W/230V, GU10, (4,2W LED, GU10, 230V)





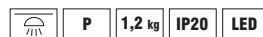
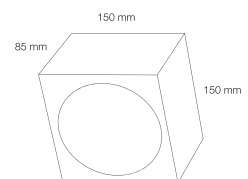
**Kuby 15A** CODE

86-5203 max. 13W, Gx53, 520lm  
 86-5231 WW LED 8,1W/230V, 1180lm, 152lm/W, 3000K  
 86-5231 CW LED 8,1W/230V, 1180lm, 152lm/W, 4000K



**Kuby 15B** CODE

86-5205 max. 13W, Gx53, 520lm  
 86-5232 WW LED 8,1W/230V, 1180lm, 152lm/W, 3000K  
 86-5232 CW LED 8,1W/230V, 1180lm, 152lm/W, 4000K





## Gaby

**Gaby 15** **0,8 kg**

CODE

86-5218 max. 13W, Gx53, 520lm  
 86-5230 WW LED 8,1W/230V, 1180lm, 152lm/W, 3000K  
 86-5230 CW LED 8,1W/230V, 1180lm, 152lm/W, 4000K

**Gaby 30** **2,2 kg**

CODE

86-5220 2 x 23W, TC-TSE, E27  
 86-5221 22W, TL-5C, 2xG13, EVG  
 86-5237 WW LED, 19,2W, 3000K, 114lm/W  
 86-5237 CW LED, 19,2W, 4000K, 121lm/W

**Gaby 45** **3,5 kg**

CODE

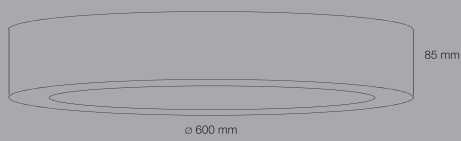
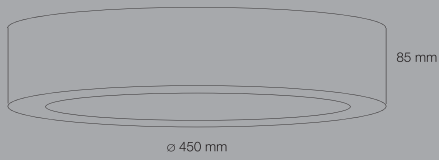
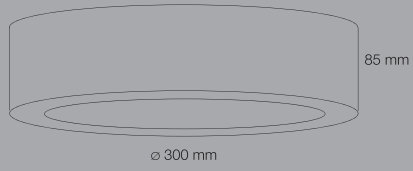
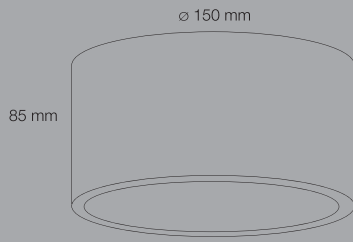
86-5224 22W + 40W, TL-5C, 2Gx13, EVG  
 86-5225 2 x 24W + 2 x 18W, TC-L, 2G11, EVG  
 86-5239 WW LED, 36W, 3000K, 114lm/W  
 86-5239 CW LED, 36W, 4000K, 121lm/W

**Gaby 60** **5,0 kg**

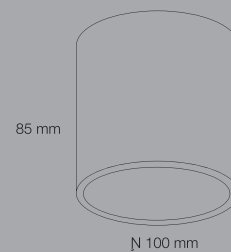
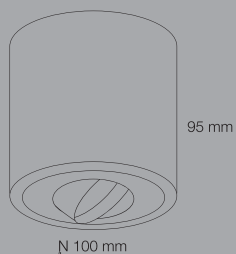
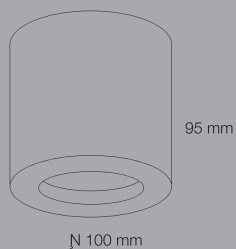
CODE

86-5226 60W, TL-5C, 2Gx13, EVG  
 86-5227 2 x 24W + 2x36W, TC-L, 2G11, EVG  
 86-5235 2 x 24W + 2 x 36W, TC-L, 2G11, DIM ECO  
 86-5236 2 x 24W + 2 x 36W, TC-L, 2G11, DIM EXCEL  
 86-5238 WW LED, 59,2W, 3000K, 114lm/W  
 86-5238 CW LED, 59,2W, 4000K, 121lm/W





## Gaby 10

**Gaby 10A**

CODE

86-5215 max. 35W/230V, GU10,  
(4,2W LED, GU10, 230V)**Gaby 10B**

CODE

86-5216 max. 35W/230V, GU10,  
(4,2W LED, GU10, 230V)**Gaby 10C**

CODE

86-5217 max. 13W, Gx53, 520lm



# Surface mounted luminaires

## Slim 40A/1000, 1500, 2000



### Slim 40A/1000

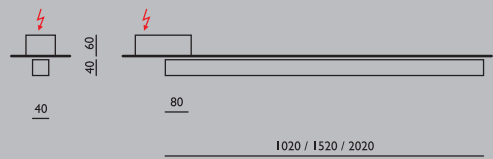
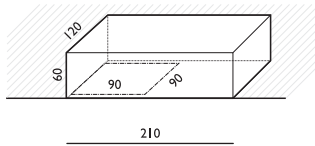
1,5 kg/1pc

CODE

86-3562 23,6W LED, 2900 lm, 1050mA, 230V



Transformer box 21



### Slim 40A/1500

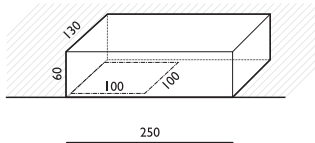
3,0 kg/1pc

CODE

86-3564 35,4W LED, 4350 lm, 1050mA, 230V



Transformer box 25



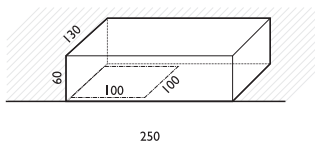
### Slim 40A/2000

CODE

86-3565 47,2W LED, 5800 lm, 1050mA, 230V

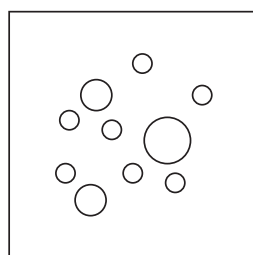


Transformer box 25



**Bubble ST 123**

CODE

86-3090 2 x 18W, TC-L, 2G11, EVG  
86-3091 4 x 18W, TC-L, 2G11, EVG

280 x 280



55

400 x 400



Design by Jan Čvrtník

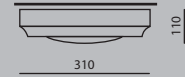


# Surface mounted luminaires

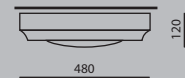
## SA / SY serie



**SA148** CODE **1,8 kg**  
 86-1520 max. 42W, P45, E27  
 86-1522 13W, TC-DEL, G24q-1, EVG



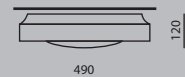
**SA149** CODE **4,4 kg**  
 86-1517 2 x max. 42W, P45, E27  
 86-1519 2 x 26W, TC-DEL, G24q-3, EVG



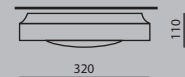
**SY135** CODE **10 kg**  
 86-1505 3 x max 42W, P45, E27  
 86-1508 2 x 36W, TC-F, 2G10, EVG  
 86-1509 2 x 36W, TC-F, 2G10, DIM ECO  
 86-1510 2 x 36W, TC-F, 2G10, DIM EXCEL



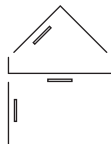
**SY136** CODE **4,4 kg**  
 86-1511 2 x max 42W, P45, E27  
 86-1513 2 x 26W, TC-DEL, G24q-3, EVG



**SY137** CODE **1,8 kg**  
 86-1514 max 42W, P45, E27  
 86-1516 13W, TC-DEL, G24q-1, EVG

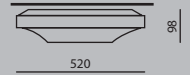


**Czech Product of the Year 2000**  
 Design by Alexander Dubský

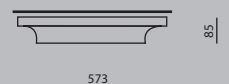


**SYP136****SYP136** CODE **6,3 kg**

86-1590 2 x max 42W, P45, E27  
 86-1592 2 x 26W, TC-DEL, G24q-3, EVG

**SP74****SP74** CODE **6,8 kg**

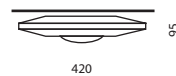
86-1654 2 x 36W, TC-F, 2G10, EVG  
 86-1655 2 x 36W, TC-F, 2G10, DIM ECO  
 86-1656 2 x 36W, TC-F, 2G10, DIM EXCEL

**SYJ137**

Design by Jiří Pták

**SYJ137** CODE **3,4 kg**

86-1585 max 42W, P45, E27  
 86-1587 13W, TC-DEL, G24q-1, EVG

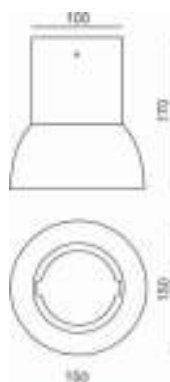


## Surface mounted luminaires

### Cylinder



CODE 86-1950 23W, Globe, E27 \*  
86-1951 9,5W LED, Globe, E27 \*





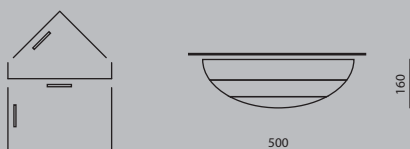
**Marina**



**Marina**

**7,0 kg**

CODE	86-1582	2 x max. 42W, P45, E27
	86-1583	2 x max. 23W, TC-TSE, E27
	86-1584	2 x 42W, TC-TEL, G24q-4, EVG



**Navy series**

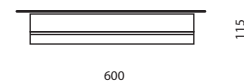


Design by Jiří Pták

**Navy 1**

**11 kg**

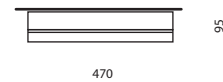
CODE	86-1593	3 x max. 42W, P45, E27
	86-1594	3 x max. 23W, TC-TSE, E27
	86-1595	2 x 36W, TC-F, 2G10, DIM ECO
	86-1596	2 x 36W, TC-F, 2G10, DIM EXCEL



**Navy 2**

**4,4 kg**

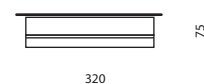
CODE	86-1800	2 x max. 42W, P45, E27
	86-1801	2 x max. 15W, TC-TSE, E27
	86-1802	2 x 26W, TC-DEL, G24q-3, EVG



**Navy 3**

**1,8 kg**

CODE	86-1803	max. 42W, P45, E27
	86-1804	13W, TC-DEL, G24q-1, EVG



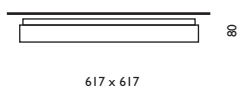
## Milano series



## Milano 1

CODE **9,1 kg**

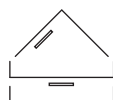
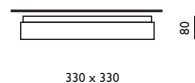
- 86-4050 4 x 24W, T5, G5, EVG, IP44
- 86-4051 8 x 24W, T5, G5, EVG, IP44
- 86-4052 8 x 24W, T5, G5, DIM ECO, IP44
- 86-4053 8 x 24W, T5, G5, DIM EXCEL, IP44
- 86-4054 8 x 24W, T5, G5, DIM ANALOG 1-10V, IP44



## Milano 2

CODE **4,2 kg**

- 86-4055 2 x 18W, TC-L, 2G11, EVG, IP44
- 86-4056 4 x 18W, TC-L, 2G11, EVG, IP44



# Wall luminaires


Nástěnná svítidla / Wandleuchten / Les appliques murales / НАСТЕННЫЕ СВЕТИЛЬНИКИ

## Bowl



## CODE

86-1233 max. 42W, P45, E27

86-1255 LED 6,4W, 800lm, 123lm/W 86-1254 26W, TC-TEL, G24q-3, EVG 

## Collar

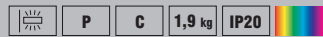
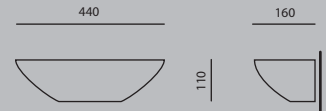


## CODE

86-1263 max. 42W, P45, E27

86-1264 max. 23W, TC-TSE, E27 

86-1269 LED 6,4W, 800lm, 123lm/W



Design by Jiří Pták





**H113** CODE **2,4 kg**

- 86-1235 max. 42W, P45, E27
- 86-1236 max. 23W, TC-TSE, E27
- 86-1237 max. 150W, QT-DE12, 114,2 mm, R7s
- 86-1238 75W, HIT-DE, Rx7s
- 86-1240 150W, QT-DE12, 114,2mm, R7s + 75W, HIT-DE, Rx7s
- 86-1246 2 x 26W, TC-DEL, G24q-3, EVG
- 86-1247 2 x 26W, TC-DEL, G24q-3, EVG, EE
- 86-1248 LED 6,4W, 800lm, 123lm/W



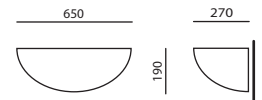
**HS113** CODE **2,3 kg**

- 86-1250 max. 42W, P45, E27
- 86-1251 max. 23W, TC-TSE, E27
- 86-1253 42W, TC-TEL, Gx24q-4, EVG



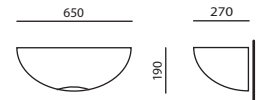
**H152** CODE **4,6 kg**

- 86-1200 2 x max. 42W, P45, E27
- 86-1201 2 x max. 23W, TC-TSE, E27
- 86-1202 max 150W, QT-DE12, 114,2 mm, R7s
- 86-1203 75W, HIT-DE, Rx7s
- 86-1204 150W, HIT-DE, Rx7s-24
- 86-1205 150W, QT-DE12, 114,2 mm, R7s + 75W, HIT-DE, Rx7s
- 86-1206 150W, QT-DE12, 114,2 mm, R7s + 150W, HIT-DE, Rx7s
- 86-1213 36W, TC-L, 2G11, EVG
- 86-1214 36W, TC-L, 2G11, EVG, EE



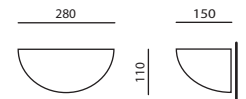
**HE152** CODE **4,6 kg**

- 86-1220 2 x max. 42W, P45, E27
- 86-1221 2 x max. 23W, TC-TSE, E27



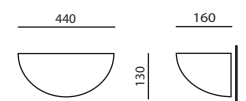
**H151** CODE **1,8 kg**

- 86-1226 26W, TC-DEL, G24q-3, EVG
- 86-1227 LED 6,4W, 800lm, 123lm/W
- 86-1230 max. 42W, P45, E27
- 86-1232 100W, QT-DE12, 74,9 mm, R7s



**H168** CODE **2,4 kg**

- 86-1259 LED 6,4W, 800lm, 123lm/W
- 86-1260 max. 42W, P45, E27
- 86-1261 max. 23W, TC-TSE, E27
- 86-1262 max. 150W, QT-DE12, 114,2mm, R7s



## Q series



## Q155

CODE

**4,3 kg**

86-1336	55W, TC-L, 2G11, EVG		
86-1337	55W, TC-L, 2G11, DIM ECO		
86-1338	55W, TC-L, 2G11, DIM EXCEL		
86-1339	55W, TC-L, 2G11, DIM ANALOG 1-10V		
86-1342 WW	LED, 23,8W/230V, 2666lm, 112lm/W, 3000K, teplý tón		
86-1342 CW	LED, 23,8W/230V, 2666lm, 112lm/W, 4000K, neutrální tón		


## Q142

CODE

**1,5 kg**

86-1340	max. 42W, P45, E27		
86-1341	100W, QT-DE12, 74,9 mm, R7s		
86-1343	26W, TC-DEL, G24q-3, EVG		
86-1344	LED, 6,4W/230V, 800lm, 123lm/W včetně LED zdroje		
86-1345 WW	LED, 6,4W/230V, 730lm, 114lm/W, 3000K, včetně LED zdroje		
86-1345 CW	LED, 6,4W/230V, 774lm, 121lm/W, 4000K, včetně LED zdroje		

## QND series



## QND155

CODE

**3,9 kg**

86-1346	55W, TC-L, 2G11, EVG		
86-1347	55W, TC-L, 2G11, DIM ECO		
86-1348	55W, TC-L, 2G11, DIM EXCEL		
86-1349	55W, TC-L, 2G11, DIM ANALOG 1-10V		
86-1351 WW	LED, 23,8W/230V, 2666lm, 112lm/W, 3000K, teplý tón		
86-1351 CW	LED, 23,8W/230V, 2761lm, 116lm/W, 4000K, neutrální tón		

## QND142

CODE

**1,1 kg**

86-1350	max. 42W, P45, E27		
86-1352	26W, TC-DEL, G24q-3, EVG		
86-1353 WW	LED, 6,4W/230V, 730lm, 114lm/W, 3000K, včetně LED zdroje		
86-1353 CW	LED, 6,4W/230V, 774lm, 121lm/W, 4000K, včetně LED zdroje		



## DS109

CODE

**4,0 kg**

86-1161	2 x 18W, TC-L, 2G11, EVG		
86-1163	2 x 36W, TC-F, 2G10, EVG		

## Bolt

CODE

**3,1 kg**

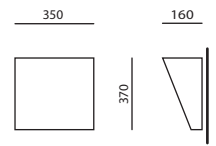
86-1152	24W, TC-L, 2G11, EVG		
---------	----------------------	--	--





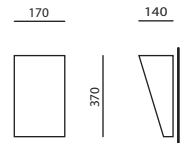
**D109** CODE **4,4 kg**

- 86-1145 max 23W, TC-TSE, E27
- 86-1146 150W, QT-DE12, 114,2 mm, R7s
- 86-1147 75W, HIT-DE, Rx7s
- 86-1151 42W, TC-DEL, Gx24q-4, EVG



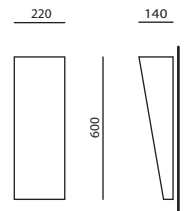
**D159** CODE **2,9 kg**

- 86-1131 26W, TC-TEL, Gx24q-3, EVG
- 86-1132 100W, QT-DE12, 74,9 mm, R7s



**D156** CODE **4,7 kg**

- 86-1135 max 23W, TC-TSE, E27
- 86-1136 150W, QT-DE12, 114,2 mm, R7s
- 86-1137 75W, HIT-DE, Rx7s
- 86-1139 32W, TC-TEL, Gx24q-3, EVG
- 86-1140 32W, TC-TEL, Gx24q-3, EVG, EE



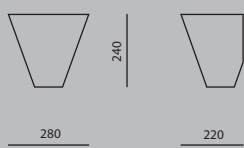
## Filler series



## Filler 1

CODE

86-1710 max. 42W, P45, E27 + max. 50W/230V, ES 50, GU10  
 86-1711 max 23W, TC-TSE, E27 + max 50W/230V, ES 50, GU10



## Filler 2

CODE

86-1718 2 x max. 42W, P45, E27 + max. 50W/230V, ES 50, GU10







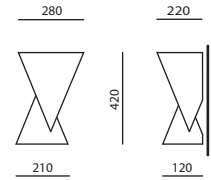
Design by Pavel Knappek

### AKG 173

CODE

86-1728 max. 42W, P45, E27 + max. 15W, TC-TSE, E27

86-1729 max. 23W, TC-TSE, E27 + 15W, TC-TSE, E27 



### G series

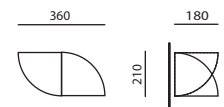


**GL112** CODE **3,4 kg**

86-1190 2 x max. 42W, P45, E27


86-1191 2 x max. 15W, TC-TSE, E27 

86-1194 2 x 26W, TC-DEL, G24q-3, EVG 

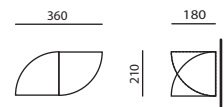


**GP112** CODE **3,4 kg**

86-1195 2 x max. 42W, P45, E27

86-1196 2 x max. 15W, TC-TSE, E27 

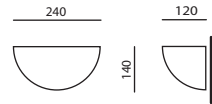
86-1199 2 x 26W, TC-DEL, G24q-3, EVG 



## A series

**A100** CODE **0,9 kg**

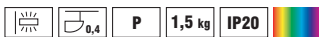
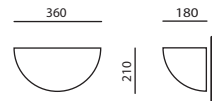
86-1010 max. 42W, P45, E27  
 86-1012 10-13W, TC-DEL, G24q-1, EVG

**A101** CODE **1,4 kg**

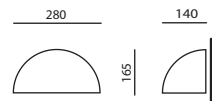
86-1020 max. 42W, P45, E27  
 86-1021 100W, QT-DE12, 74,9 mm, R7s  
 86-1022 WW LED, 6,4W/230V, 730lm, 114lm/W, 3000K  
 86-1022 CW LED, 6,4W/230V, 774lm, 121lm/W, 4000K  
 86-1023 26W, TC-DEL, G24d-3, EVG

**A102** CODE **2,9 kg**

86-1030 max. 42W, P45, E27  
 86-1031 max. 23W, TC-TSE, E27   
 86-1032 150W, QT-DE12, 114,2 mm, R7s  
 86-1033 75W, HIT-DE, Rx7s  
 86-1034 LED 6,4W, 800lm, 123lm/W  
 86-1035 150W, QT-DE12, 114,2 mm, R7s + 75W, HIT-DE, Rx7s  
 86-1043 2 x 26W, TC-DEL, G24q-3, EVG   
 86-1044 2 x 26W, TC-DEL, G24q-3, EVG, EE

**AD101** CODE

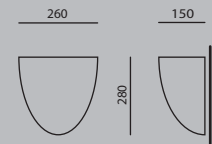
86-1061 26W, TC-TEL, Gx24q-3, EVG



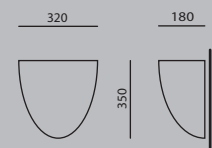
## B series

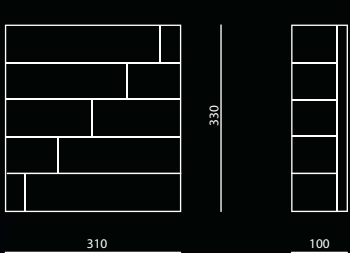
**B104** CODE **2,2 kg**

86-1070 max. 42W, P45, E27  
 86-1072 26W, TC-TEL, Gx24q-3, EVG

**B105** CODE **4,9 kg**

86-1075 max. 42W, P45, E27  
 86-1076 max. 23W, TC-TSE, E27   
 86-1077 150W, QT-DE12, 114,2 mm, R7s  
 86-1078 75W, HIT-DE, Rx7s  
 86-1082 26W, TC-DEL, G24q-3, EVG, EE   
 86-1083 42W, TC-TEL, Gx24q-4, EVG





## Stairs

CODE

86-4610 2 x max. 42W, P45, E27, (2 x 15W, TC-TSE)



Design by Miroslav Oliva


## C series

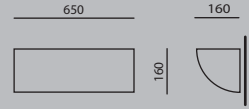


## C107

CODE

**4,2 kg**



86-1110 max. 42W, P45, E27  
 86-1111 2 x max. 23W, TC-TSE, E27   
 86-1114 55W, TC-L, 2G11, EVG   
 86-1115 55W, TC-L, 2G11, EVG, EE 

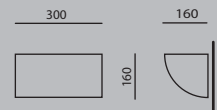


## C106

CODE

**2,0 kg**

86-1090 max. 42W, P45, E27  
 86-1091 max. 23W, TC-TSE, E27   
 86-1092 150W, QT-DE12, 114,2mm, R7s  
 86-1093 75W, HIT-DE, Rx7s  
 86-1098 26W, TC-DEL, G24q-3, EVG, EE 



## CD series

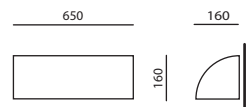


## CD107

CODE

**4,1 kg**

86-1126 55W, TC-L, 2G11, EVG

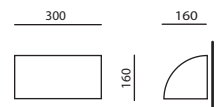


## CD106

CODE

**2,0 kg**

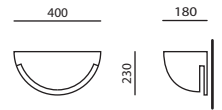
86-1120 max. 42W, P45, E27  
 86-1121 max. 23W, TC-TSE, E27






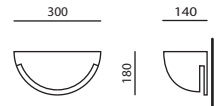
**E110** CODE **3,6 kg**

- 86-1170 max. 42W, P45, E27
- 86-1171 max. 23W, TC-TSE, E27
- 86-1172 26W, TC-TEL, G24q-3, EVG, EE



**E125** CODE **1,9 kg**

- 86-1175 max. 42W, P45, E27
- 86-1177 max. 23W, TC-TSE, E27, EVG

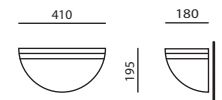


I series



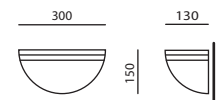
**I114** CODE **2,9 kg**

- 86-1265 max. 42W, P45, E27
- 86-1266 max. 23W, TC-TSE, E27
- 86-1267 150W, QT-DE12, 114,2 mm, R7s
- 86-1268 75W, HIT-DE, Rx7s
- 86-1270 150W, QT-DE12, 114,2 mm, R7s  
+ 75W, HIT-DE, Rx7s



**I157** CODE **1,1 kg**

- 86-1285 max. 42W, P45, E27
- 86-1286 100W, QT-DE12, 74,9 mm, R7s
- 86-1288 26W, TC-DEL, G24q-3, EVG



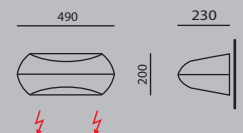
M series



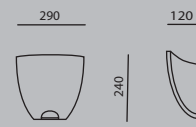
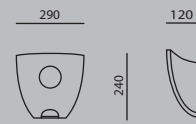
Design by Jiří Pták

**M145** CODE **1,9 kg**

- 86-1305 2 x max. 42W, P45, E27
- 86-1306 2 x max. 23W, TC-TSE, E27
- 86-1305-44 2 x max. 42W, P45, E27, IP44
- 86-1306-44 2 x max. 23W, TC-TSE, E27, IP44



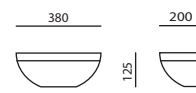


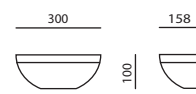
## N series

**N143**CODE **2,0 kg**86-1310 max. 42W, P45, E27  
86-1312 26W, TC-DEL, G24q-3, EVG **NS143**CODE **1,9 kg**86-1315 max. 42W, P45, E27  
86-1317 26W, TC-DEL, G24q-3, EVG 

Design by Alexander Dubský



## K series

**K147**CODE **2,2 kg**86-1295 max. 42W, P45, E27  
86-1296 max. 23W, TC-TSE, E27   
86-1298 26W, TC-DEL, G24q-3, EVG **K158**CODE **1,3 kg**86-1300 max. 42W, P45, E27  
86-1301 max. 15W, TC-TSE, E27   
86-1303 26W, TC-DEL, G24q-3, EVG   
86-1304 LED 6,4W, 800lm, 123lm/W včetně LED zdroje

Design by Jiří Pták





## U series

Design by Alexander Dubský



### U128

CODE

**5,4 kg**

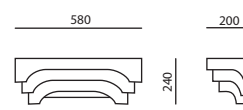
86-1380 2 x max. 42W, P45, E27

86-1382 2 x 26W, TC-DEL, G24q-3

+ TC-TEL, Gx24q-3, EVG, EE

86-1383 2 x 32W, TC-TEL, Gx24q-3, EVG

86-1384 2 x 32W, TC-TEL, Gx24q-3, EVG, EE





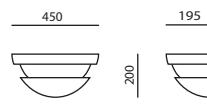
## 0 series

**0120**

CODE

**2,8 kg**

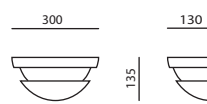
86-1320 max. 42W, P45, E27  
 86-1321 max. 23W, TC-TSE, E27   
 86-1322 26W, TC-D, G24d-3, KVG 

**0150**

CODE

**1,0 kg**

86-1330 max. 42W, P45, E27  
 86-1332 26W, TC-DEL, G24q-3, EVG 



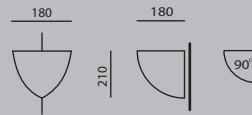


**R series**



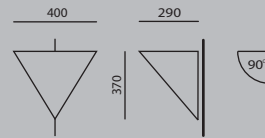
**RA102** CODE **2,1 kg**

86-1355 max. 42W, P45, E27  
 86-1356 max. 15W, TC-TSE, E27 



**RT133** CODE **3,0 kg**

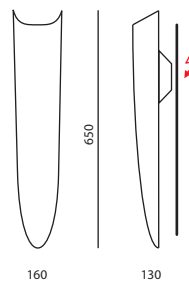
86-1365 max. 42W, P45, E27  
 86-1366 max. 15W, TC-TSE, E27 



**Z series**

**Z163** CODE **2,7 kg**

86-1418 2 x max. 42W, P45, E27

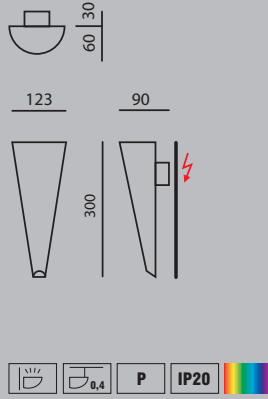


Flute series



**Flute D1** 1,0 kg

CODE 86-4201 max 40W, G9



**Flute D2** 1,6 kg

CODE 86-4202 2 x max 40W, G9



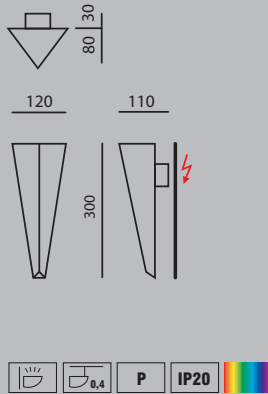
**Flute D3** 2,6 kg

CODE 86-4203 2 x max 40W, G9



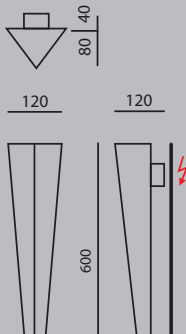
**Flute V1** 1,0 kg

CODE 86-4211 max 40W, G9



**Flute V2** 1,6 kg

CODE 86-4212 2 x max 40W, G9



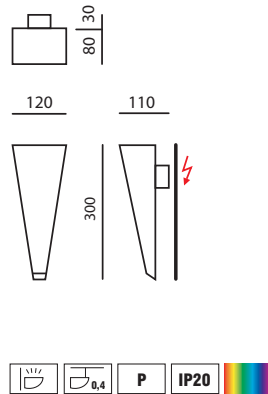
**Flute V3** 2,6 kg

CODE 86-4213 2 x max 40W, G9



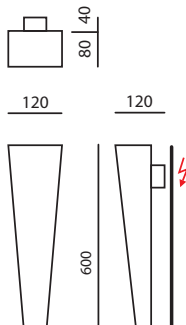
**Flute U1** 1,3 kg

CODE 86-4221 max 40W, G9



**Flute U2** 2,2 kg

CODE 86-4222 2 x max 40W, G9



**Flute U3** 3,8 kg

CODE 86-4223 2 x max 40W, G9

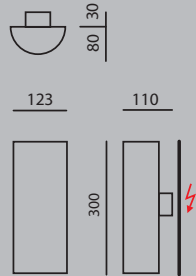




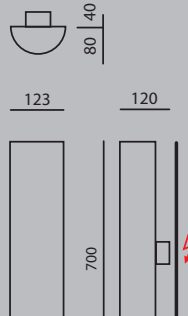
## Oboe series

**Oboe D1** 1,6 kg


CODE  
86-4301 2 x max 25W, G9

**Oboe D2** 2,9 kg

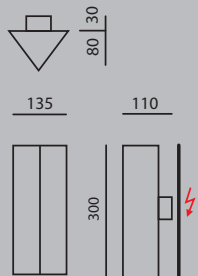
CODE  
86-4302 14W, T5, G5, EVG

**Oboe D3** 4,9 kg

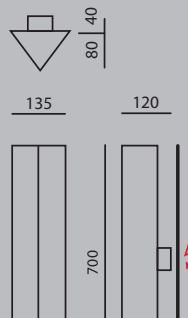
CODE  
86-4303 21W, T5, G5, EVG

**Oboe V1** 1,5 kg

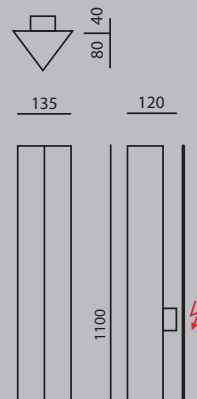
CODE  
86-4311 2 x max 25W, G9

**Oboe V2** 2,7 kg

CODE  
86-4312 14W, T5, G5, EVG

**Oboe V3** 4,6 kg

CODE  
86-4313 21W, T5, G5, EVG

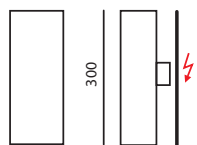
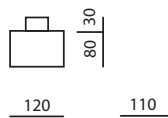




**Oboe U1**

**2,2 kg**

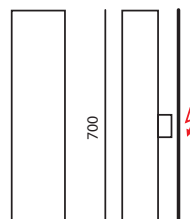
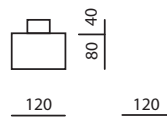
CODE  
86-4321 2 x max 25W, G9



**Oboe U2**

**4,3 kg**

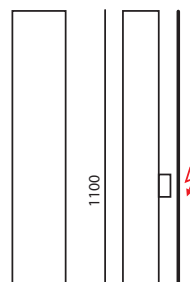
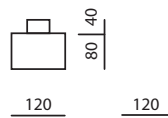
CODE  
86-4322 2 x 14W, T5, G5, EVG



**Oboe U3**

**7,3 kg**

CODE  
86-4323 2 x 21W, T5, G5, EVG



## Grip

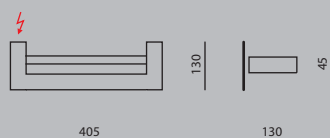


Design by Alexander Dubský

**Grip 1**


CODE 86-4570

8W, T5, G5, EVG

**1,7 kg****Grip 2**

CODE 86-4571

24W, T5, G5, EVG

**2,4 kg****Grip 3**

CODE 86-4572


39W, T5, G5, EVG


**3,4 kg**

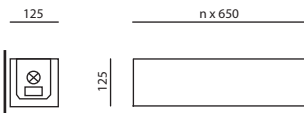
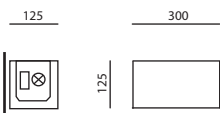
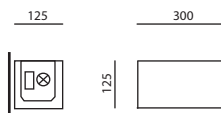
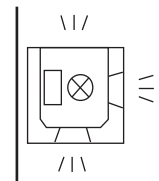
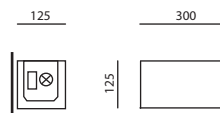



## Bubble QR


## QR 608

CODE 86-3008 

2,7 kg/1pc   P IP20 

QR Bubble A 1,5 kgCODE 86-3095 QR Bubble B 1,5 kgCODE 86-3096 QR Bubble C 1,5 kgCODE 86-3097 

Electric equipment variations / Varianty skladby elektrovýzbrojí Catalogue 2009 / Katalog 2009







Design by Jan Čvrtník

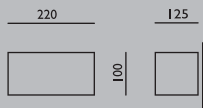


## Bubble series

**Bubble Q142** 1,4 kg

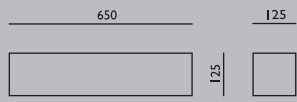
CODE

86-3080 max. 42W, P45, E27  
 86-3082 26W, TC-DEL, G24q-3, EVG 

**Bubble Q155** 3,8 kg

CODE

86-3076 36W, TC-L, 2G11, EVG   
 86-3077 55W, TC-L, 2G11, EVG   
 86-3078 55W, TC-L, 2G11, EVG, DIM ECO   
 86-3079 55W, TC-L, 2G11, EVG, DIM EXCEL 



Design by Jan Čtvrtník



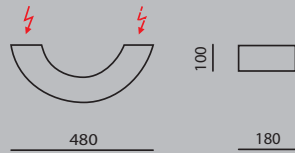
**V series**

**V129**

**2,6 kg**

CODE 86-1390  
 CODE 86-1391  
 CODE 86-1392  
 CODE 86-1393

max. 42W, P45, E27  
 max. 42W, P45, E27 + 10W, TC-DEL, G24q-1, EE  
 2 x max. 42W, P45, E27  
 2 x max. 23W, TC-TSE, E27

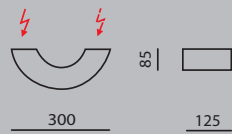


**V153**

**1,1 kg**

CODE 86-1395  
 CODE 86-1396

max. 42W, P45, E27  
 max. 15W, TC-TSE, E27



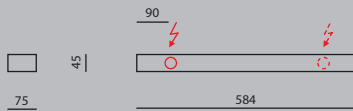
## Roma series

## Roma 1

1,9 kg

CODE

	86-4010/? <b>1A</b>	24W, T5, G5, EVG, IP44
	86-4011/? <b>1B</b>	24W, T5, G5, EVG, IP44
	86-4012/? <b>1C</b>	24W, T5, G5, EVG, IP44
	86-4014/? <b>1E</b>	24W, T5, G5, EVG, IP44

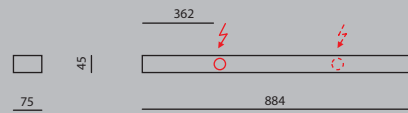


## Roma 2

2,5 kg

CODE

	86-4020/? <b>2A</b>	39W, T5, G5, EVG, IP44
	86-4021/? <b>2B</b>	39W, T5, G5, EVG, IP44
	86-4022/? <b>2C</b>	39W, T5, G5, EVG, IP44
	86-4024/? <b>2E</b>	39W, T5, G5, EVG, IP44




## Roma 3

3,8 kg

CODE

	86-4030/? <b>3A</b>	54W, T5, G5, EVG, IP44
	86-4031/? <b>3B</b>	54W, T5, G5, EVG, IP44
	86-4032/? <b>3C</b>	54W, T5, G5, EVG, IP44
	86-4034/? <b>3E</b>	54W, T5, G5, EVG, IP44




## Roma 4

5,1 kg

CODE

	86-4040/? <b>4A</b>	80W, T5, G5, EVG, IP44
	86-4041/? <b>4B</b>	80W, T5, G5, EVG, IP44
	86-4042/? <b>4C</b>	80W, T5, G5, EVG, IP44
	86-4044/? <b>4E</b>	80W, T5, G5, EVG, IP44



CODE: 86-xxxx/?



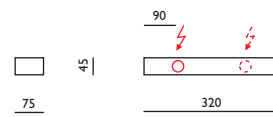
Decor / S dekorem / Dekor / Décor / Нержавеющая сталь с декором  
 Brushed / Kartačová / Geburset / Brossé / Нержавеющая сталь обработанная щёткой  
 Polished / Leštěná / Poliertes / Acier / Нержавеющая сталь полированная

Design by Alexander Dubský

Stainless steel. Safety glass. Duplex opal glass. Perspex.  
 Nerezová ocel. Sklo Stratobel. Duplex opál. Perspex.  
 Edelstahl. Glas Stratobel. Duplex Opal. Perspex.  
 Inox. Verre laiteux Stratobel. Brûlure Duplex. Perspex.  
 Нержавеющая сталь. Стратобел. Дуплекс опал. Плексиглас.



**Roma mini**



CODE

		86-4007	<b>A</b>	8W, T5, G5, EVG, IP44
		86-4008	<b>B</b>	8W, T5, G5, EVG, IP44
		86-4009	<b>E</b>	8W, T5, G5, EVG, IP44



**Roma LOGO**

CUSTOM LOGO 30 mm





# **Recessed** luminaires

Vestavná svítidla / Einbauleuchten / Luminaires encastrés / ВСТРАИВАЕМЫЕ СВЕТИЛЬНИКИ



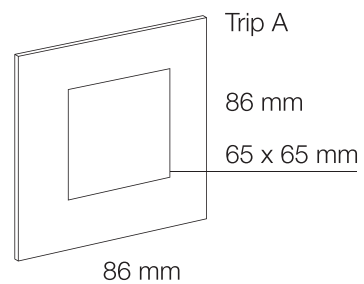
## Trip A



magnet

### CODE

86-5519 WW	LED 0,8W/12V, 3000K
86-5519 CW	LED 0,8W/12V, 6000K
86-5520 WW	LED 0,8W/230V, 3000K
86-5520 CW	LED 0,8W/230V, 6000K
86-5521 WW	LED 0,8W/12V, IP 44, 3000K
86-5521 CW	LED 0,8W/12V, IP 44, 6000K



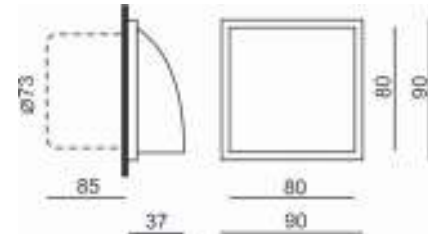


## Path



### CODE

86-4141	LED 0,8W/12V DC, 6000K
86-4142	LED 0,8W/12V DC, 3000K
86-4143	LED 0,8W/12V DC, 6000K, IP44
86-4144	LED 0,8W/12V DC, 3000K, IP44
86-4145	LED 0,8W/230V, 6000K
86-4146	LED 0,8W/230V, 3000K


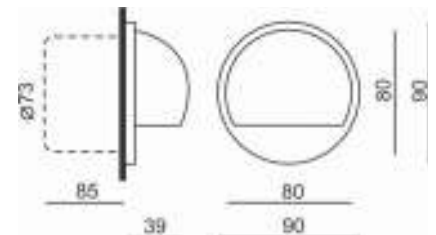


## Route



### CODE

86-4161	LED 0,8W/12V DC, 6000K
86-4162	LED 0,8W/12V DC, 3000K
86-4163	LED 0,8W/12V DC, 6000K, IP44
86-4164	LED 0,8W/12V DC, 3000K, IP44
86-4165	LED 0,8W/230V, 6000K
86-4166	LED 0,8W/230V, 3000K



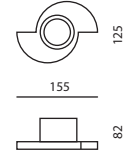
# Recessed luminaires

## Spot series

**S1**

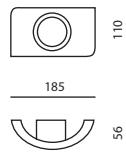
CODE

86-1811 max. 50W/12V, GU5,3  
 86-1812 max. 50W/230V, ES 50, GU10  
 86-1813 Power LED 3W, GU10/230V

**S2**

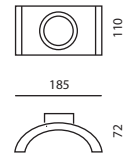
CODE

86-1821 max. 50W/12V, GU5,3  
 86-1822 max. 50W/230V, ES 50, GU10  
 86-1823 Power LED 3W/230V, GU10

**S6**

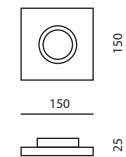
CODE

86-1861 max. 50W/12V, GU5,3  
 86-1862 max. 50W/230V, ES 50, GU10  
 86-1863 Power LED 3W/230V, GU10

**S9**

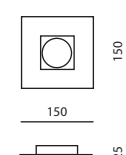
CODE

86-1890 max. 50W/12V, GU5,3  
 86-1891 max. 50W/230V, ESD-50, GZ10  
 86-1892 Power LED 3W/230V, GU10

**S10**


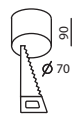
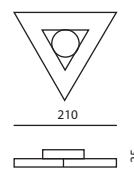
CODE

86-1910 max. 50W/12V, GU5,3  
 86-1911 max. 50W/230V, ESD-50, GZ10  
 86-1912 Power LED 3W/230V, GU10

**S11**

CODE

86-1920 max. 50W/12V, GU5,3  
 86-1921 max. 50W/230V, ESD-50, GZ10  
 86-1922 Power LED 3W/230V, GU10



Way series

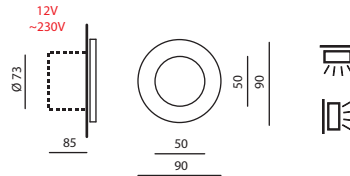
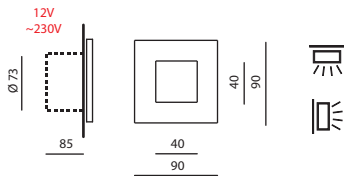


Way S

CODE	86-4121	LED 0,8W/12V DC, 6000K
	86-4122	LED 0,8W/12V DC, 3000K
	86-4123	LED 0,8W/12V DC, 6000K, IP44
	86-4124	LED 0,8W/12V DC, 3000K, IP44
	86-4125	LED 0,8W/230V, 6000K
	86-4126	LED 0,8W/230V, 3000K

Way R

CODE	86-4131	LED 0,8W/12V DC, 6000K
	86-4132	LED 0,8W/12V DC, 3000K
	86-4133	LED 0,8W/12V DC, 6000K, IP44
	86-4134	LED 0,8W/12V DC, 3000K, IP44
	86-4135	LED 0,8W/230V, 6000K
	86-4136	LED 0,8W/230V, 3000K




P
0,1 kg
IP20
IP44

Design by Alexander Dubský



Mounting with magnet /  
Uchycení pomocí magnetu



## Recessed luminaires

### Leader series



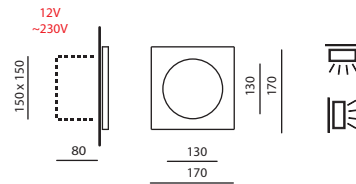
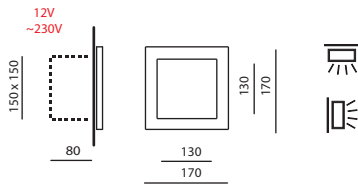
#### Leader S

CODE	86-4153	LED 8,1W/230V, 1180lm, 152lm/W, 4000K, IP44
	86-4154	LED 8,1W/230V, 1180lm, 152lm/W, 3000K, IP44



#### Leader R

CODE	86-4167	LED 8,1W/230V, 1180lm, 152lm/W, 4000K, IP44
	86-4168	LED 8,1W/230V, 1180lm, 152lm/W, 3000K, IP44



Design by Alexander Dubský



**Leader series**



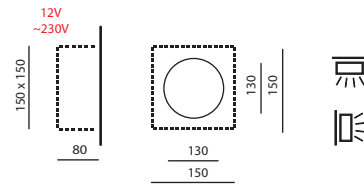
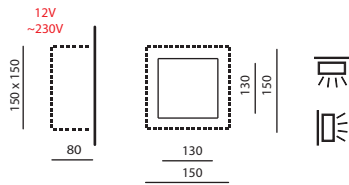
**Leader S IN**

CODE 86-4183 LED 8,1W/230V, 1180lm, 152lm/W, 4000K, IP44  
 86-4184 LED 8,1W/230V, 1180lm, 152lm/W, 3000K, IP44



**Leader R IN**

CODE 86-4197 LED 8,1W/230V, 1180lm, 152lm/W, 4000K, IP44  
 86-4198 LED 8,1W/230V, 1180lm, 152lm/W, 3000K, IP44





# Light Cornices

Sádrové světelné římsy / Gipsleuchtgesims / Moulures lumineuse en plâtre /  
ГИПСОВЫЕ КАРНИЗЫ-СВЕТИЛЬНИКИ

## LED linie

## LED linie 30



1,0 kg/m

CODE

86-3510

1000 mm



86-3511

2000 mm



86-3512

A

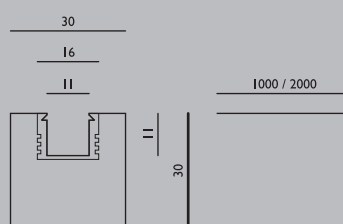


86-3513

B

86-3514

C



86-3590 WW LED strip 13W/m (9,6W/m), 3000K, 1320lm (880lm)

86-3590 NW LED strip 13W/m (9,6W/m), 4000K, 1340lm (890lm)

86-3590 CW LED strip 13W/m (9,6W/m), 6000K, 1350lm (900lm)

## LED linie 40



1,5 kg/m

CODE

86-3520

1000 mm



86-3521

2000 mm



86-3522

A

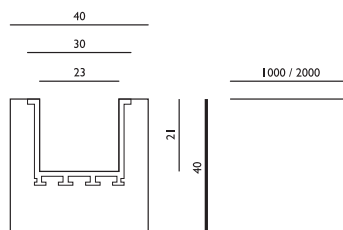


86-3523

B

86-3524

C



86-3590 WW LED strip 13W/m (9,6W/m), 3000K, 1320lm (880lm)

86-3590 NW LED strip 13W/m (9,6W/m), 4000K, 1340lm (890lm)

86-3590 CW LED strip 13W/m (9,6W/m), 6000K, 1350lm (900lm)

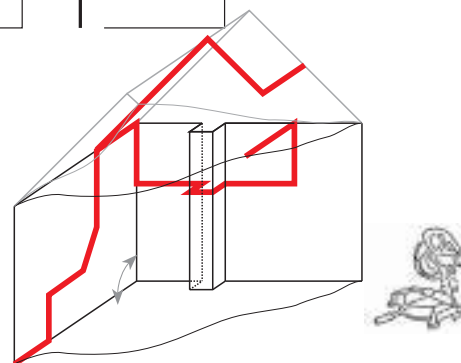
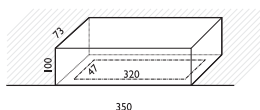
86-3591 WW LED strip 36W/m, 3000K, 2400lm

86-3591 NW LED strip 36W/m, 4000K, 2700lm


86-3591 CW LED strip 36W/m, 6000K, 3000lm

Auswahl - transformer box

86-3505







## Alfa

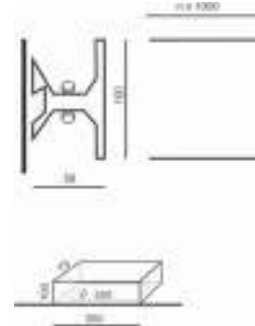


CODE 86-3580

CODE 86-3592 WW LED strip 13W/m + AL profile, 3000K, 840-890lm, 1m lenght

86-3592 NW LED strip 13W/m + AL profile, 4000K, 840-890lm, 1m lenght

86-3592 CW LED strip 13W/m + AL profile, 6000K, 840-890lm, 1m lenght



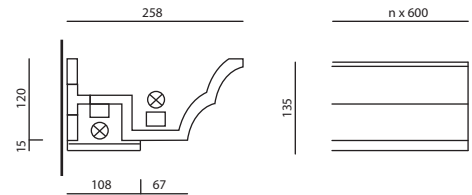
**2,0 kg/1pc**

## Kappa



CODE 86-3024

CODE 86-3100



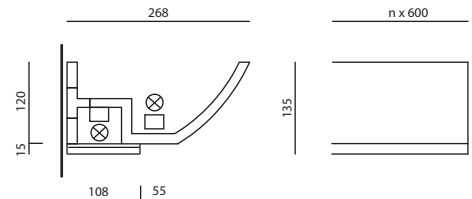
**4,3 kg/1pc**

## Lambda



CODE 86-3022

CODE 86-3100



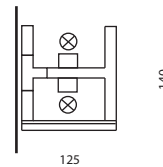
**4,3 kg/1pc**

## Èta



CODE 86-3023

CODE 86-3100



**3,2 kg/1pc**

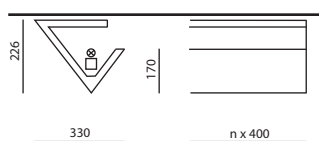


**JR333**

Ceiling cornice / Stropní římsa / Deckengesims / Moulure du plafond / Потолочный карниз



CODE 86-3011



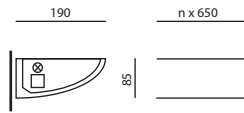
**6,7 kg/1pc**



## AR308



CODE 86-3001 CODE 86-3100 

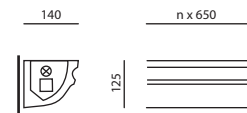


2,0 kg/1pc

## BR408



CODE 86-3002 CODE 86-3100 

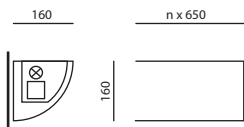


2,2 kg/1pc A?B IP44

## CR108



CODE 86-3003 CODE 86-3100 

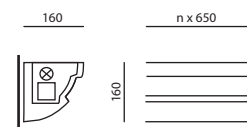


2,5 kg/1pc A?B IP44

## CRT108



CODE 86-3005 CODE 86-3100 

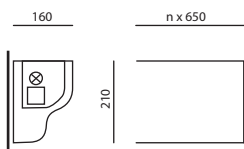


2,3 kg/1pc A?B IP44

## PR208



CODE 86-3006 CODE 86-3100 

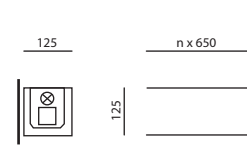


4,0 kg/1pc A?B IP65/IP44

## QR608



CODE 86-3008 CODE 86-3100 

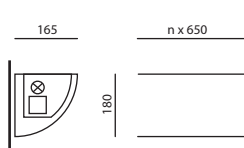


2,7 kg/1pc A?B IP44

## DR508



CODE 86-3009 CODE 86-3100 

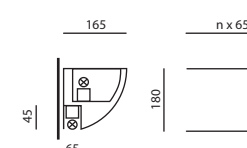


2,7 kg/1pc A?B IP65/IP44

## DRD508



CODE 86-3010 CODE 86-3100 

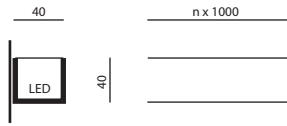


2,7 kg/1pc A?B IP44



CODE 86-3030  
CODE 86-3100

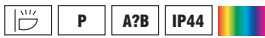
Plaster profile / Sádrový profil



1,6 kg/1pc

CODE 86-3031  
CODE 86-3032

LED flex / Svítící kabel  
LED strip / LED pásek



**A?B**

CODE 86-3033


RGB Controller / RGB řídicí jednotka

CODE 86-3034

Source / Spínaný zdroj

CODE 86-3035

Remote Control / Dálkový ovladač

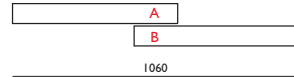


## Electric equipment and accessories / Elektrovýzbroje a příslušenství

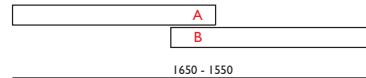
## Elektronisches Vorschaltgerät und Zubehör / L'équipement électrique et Accessoires / Электрооборудование и аксессуары

## Type A+B / Typ A+B

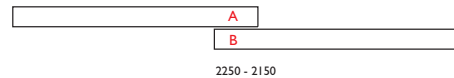
CODE	86-3120	2 x 24W, T5, G5, EVG
	86-3121	2 x 24W, T5, G5, DIM ECO
	86-3122	2 x 24W, T5, G5, DIM EXCEL
	86-3123	2 x 24W, T5, G5, DIM ANALOG 1-10V



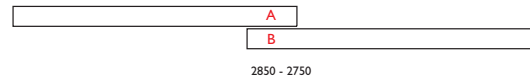
	86-3130	2 x 39W, T5, G5, EVG
	86-3131	2 x 39W, T5, G5, DIM ECO
	86-3132	2 x 39W, T5, G5, DIM EXCEL
	86-3133	2 x 39W, T5, G5, DIM ANALOG 1-10V



	86-3140	2 x 54W, T5, G5, EVG
	86-3141	2 x 54W, T5, G5, DIM ECO
	86-3142	2 x 54W, T5, G5, DIM EXCEL
	86-3143	2 x 54W, T5, G5, DIM ANALOG 1-10V




	86-3150	2 x 49W, T5, G5, EVG
	86-3151	2 x 49W, T5, G5, DIM ECO
	86-3152	2 x 49W, T5, G5, DIM EXCEL
	86-3153	2 x 49W, T5, G5, DIM ANALOG 1-10V



## Type C / Typ C


CODE	86-3160	1 x 24W, T5, G5, EVG
	86-3161	1 x 24W, T5, G5, DIM ECO
	86-3162	1 x 24W, T5, G5, DIM EXCEL
	86-3163	1 x 24W, T5, G5, DIM ANALOG 1-10V



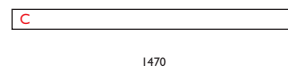
	86-3170	1 x 39W, T5, G5, EVG
	86-3171	1 x 39W, T5, G5, DIM ECO
	86-3172	1 x 39W, T5, G5, DIM EXCEL
	86-3173	1 x 39W, T5, G5, DIM ANALOG 1-10V



	86-3180	1 x 54W, T5, G5, EVG
	86-3181	1 x 54W, T5, G5, DIM ECO
	86-3182	1 x 54W, T5, G5, DIM EXCEL
	86-3183	1 x 54W, T5, G5, DIM ANALOG 1-10V



	86-3190	1 x 49W, T5, G5, EVG
	86-3191	1 x 49W, T5, G5, DIM ECO
	86-3192	1 x 49W, T5, G5, DIM EXCEL
	86-3193	1 x 49W, T5, G5, DIM ANALOG 1-10V



CODE 86-3200

Connecting part EVG / Přívodní díl EVG  
Zuleitungsteil EVG / Compartiment d'alimentation EVG / Подводящая часть EVG

CODE 86-3201

Connecting part DIM / Přívodní díl DIM  
Zuleitungsteil DIM / Compartiment d'alimentation DIM / Подводящая часть DIM

CODE 86-3202

Extending corner part EVG / Rohový prodlužovací díl EVG  
Verlängerungseckteil EVG / Compartiment rallonge de coin EVG / Угловая часть продления EVG

CODE 86-3203

Extending corner part DIM / Rohový prodlužovací díl DIM  
Verlängerungseckteil DIM / Compartiment rallonge de coin DIM / Угловая часть продления DIM

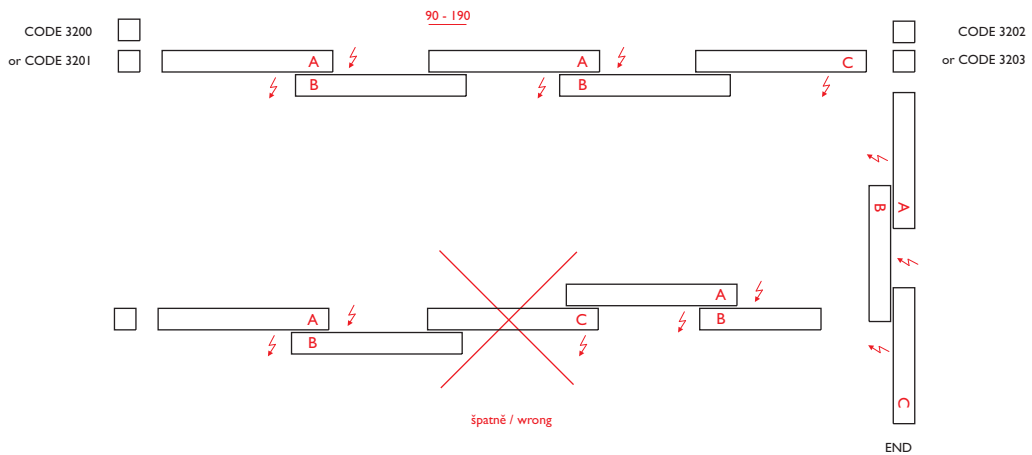
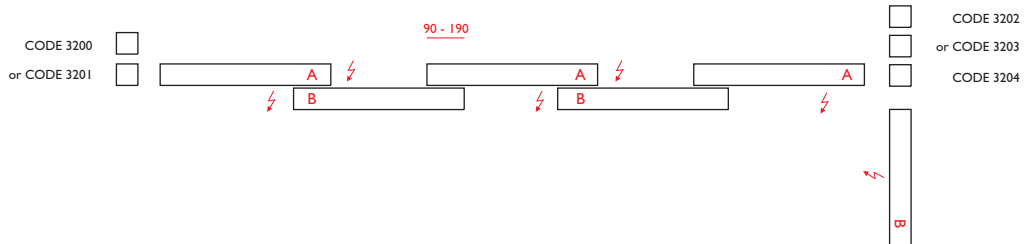
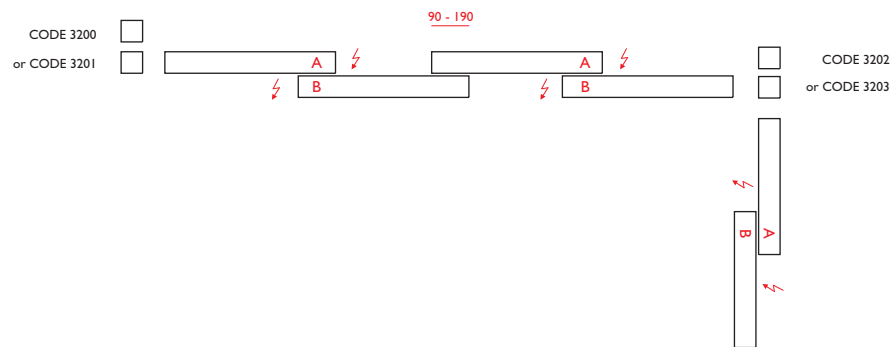
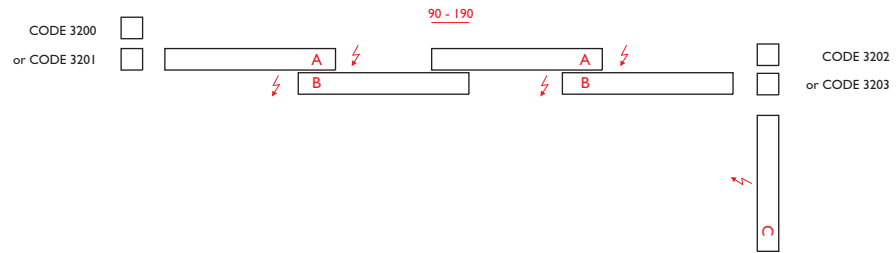
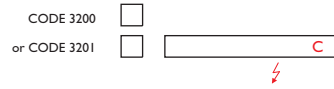
CODE 86-3204

Extending corner part T5 / Rohový prodlužovací díl T5  
Verlängerungseckteil T5 / Compartiment rallonge de coin T5 / Угловая часть продления T5



IP20 EVG DIM EE

**Electric equipment variations / Varianty skladby elektrovýzbrojí**  
**Varianten der Vorschalgerätbildung / Variantes de la composition de l'équipement / Варианты состава электрооборудования**



## Eta Installation / Montáž Ěta / Montage Eta/ Assemblage Eta / Монтаж Ěta



Anchors location

Zaměření kotev / Ausrichtung der Anker  
Mesures des induits / Анкерные измерения



Corner cutting

Řezání rohu / Eckenzuschneidung  
Coupe de l'angle / Нарезка углов



Corner cementing

Lepení rohu / Eckenverklebung  
Collage de l'angle / Склеивание углов



Inserted part

Vložený kus / Stückerbettung  
Pièce insérée / Промежуточный кусок



Bottom fillets

Dolní lišty / Untere Leisten  
Listels bas / Нижняя планка



Bandage

Bandáž / Bandage  
Bandage / Бандаж



Grinding and coating

Broušení a natírání / Schleifen und Anstrich  
Taille et peinture / Шлифовка и покраска



Electric equipment holder

Držák el. vyzbroj / Elektronischer Vorschaltgeräthalter  
Poignée de l'équipement électrique / Держатель электрооборудования



Electric equipment

Elektrická vyzbroj / Elektronisches Vorschaltgerät  
Équipement électrique / Электротехническое оборудование



Glass dilatation

Dilatace skla / Glasausdehnung  
Dilatation de verre / Дилатация стекла



Assembly

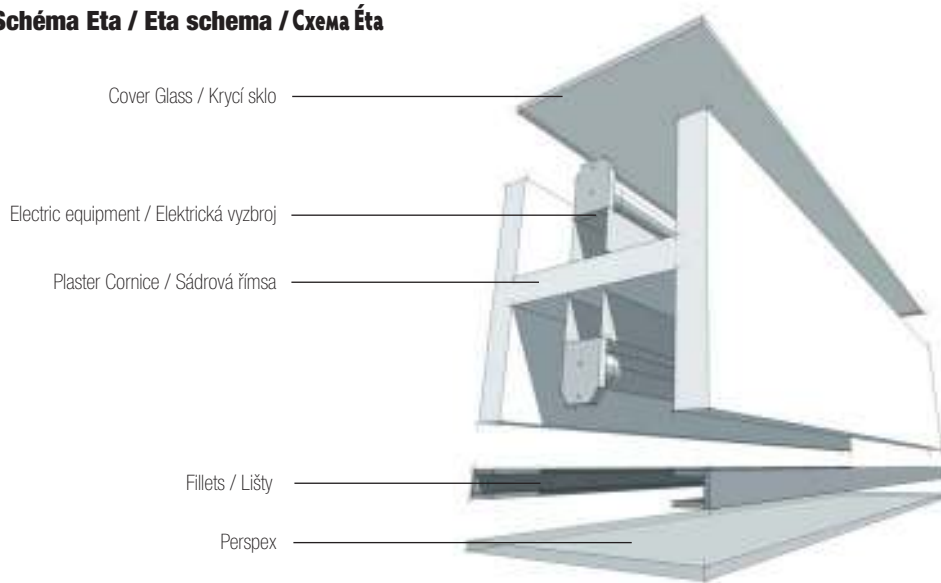
Montáž skla / Zusammenstellung von Glas  
Assortiment / Сборка



Lighting cornice

Svitící římsa / Leuchtgesims  
Moulure lumineuse / Световой карниз

## Eta scheme / Schéma Eta / Eta schema / Схема Ěta







**T5 lengths calculation example / Příklad délek elektrických výstrojí pro T5**  
**Beispiel der Längenberechnung für T5 / Exemple du calcul des longueurs pour T5 / Пример расчета длины в T5**

A + B		1x	2x	3x	4x	5x	6x	C	1x
49W	max mm	2850	5610	8370	11130	13890	16650	49W	1470
	min mm	2750	5310	7870	10430	12990	15550		
54W	max mm	2250	4410	6570	8730	10890	13050	54W	1170
	min mm	2150	4110	6070	8030	9990	11950		
39W	max mm	1650	3210	4770	6330	7890	9450	39W	870
	min mm	1550	2910	4270	5630	6990	8350		
24W	mm	1060	2040	3020	4000	4980	5960	24W	570



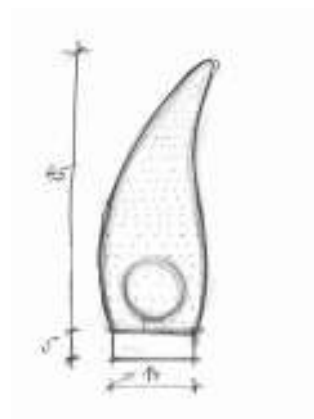
**Art** line

## Elves

**Elves Dotty**

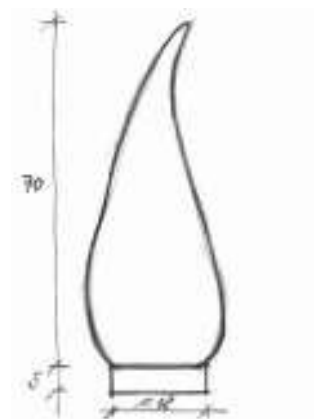
## CODE

0-257011.000	140mm, LED, 3000K 4+1W, white
0-257011.001	140mm, LED, 3000K 4+1W, gray
0-257011.002	140mm, LED, 3000K 4+1W, black
0-257012.000	140mm, LED, 4000K 4+1W, white
0-257012.001	140mm, LED, 4000K 4+1W, gray
0-257012.002	140mm, LED, 4000K 4+1W, black
0-257013.000	IP54, 140mm, LED, 3000K 4+1W, white
0-257013.001	IP54, 140mm, LED, 3000K 4+1W, gray
0-257013.002	IP54, 140mm, LED, 3000K 4+1W, black
0-257014.000	IP54, 140mm, LED, 4000K 4+1W, white
0-257014.001	IP54, 140mm, LED, 4000K 4+1W, gray
0-257014.002	IP54, 140mm, LED, 4000K 4+1W, black

**Elves Pure**

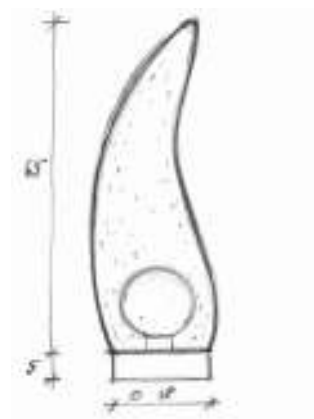
## CODE

0-257023.000	LED 0,8W/12V DC, 6000 °K
0-257023.001	LED 0,8W/12V DC, 3000 °K
0-257023.002	LED 0,8W/12V DC, 6000 °K, IP44
0-257024.000	LED 0,8W/12V DC, 3000 °K, IP44
0-257024.001	LED 0,8W/230V, 6000 °K
0-257024.002	LED 0,8W/230V, 3000 °K
0-257025.000	LED 0,8W/12V DC, 6000 °K
0-257025.001	LED 0,8W/12V DC, 3000 °K
0-257025.002	LED 0,8W/12V DC, 6000 °K, IP44
0-257026.000	LED 0,8W/12V DC, 3000 °K, IP44
0-257026.001	LED 0,8W/230V, 6000 °K
0-257026.002	LED 0,8W/230V, 3000 °K

**Elves Foggy**

## CODE

0-257019.000	180mm, 3000K 4W, white
0-257019.001	180mm, 3000K 4W, gray
0-257019.002	180mm, 3000K 4W, black
0-257020.000	180mm, 4000K 4W, white
0-257020.001	180mm, 4000K 4W, gray
0-257020.002	180mm, 4000K 4W, black
0-257021.000	IP54, 180mm, 3000K 4W, white
0-257021.001	IP54, 180mm, 3000K 4W, gray
0-257021.002	IP54, 180mm, 3000K 4W, black
0-257022.000	IP54, 180mm, 4000K 4W, white
0-257022.001	IP54, 180mm, 4000K 4W, gray
0-257022.002	IP54, 180mm, 4000K 4W, black

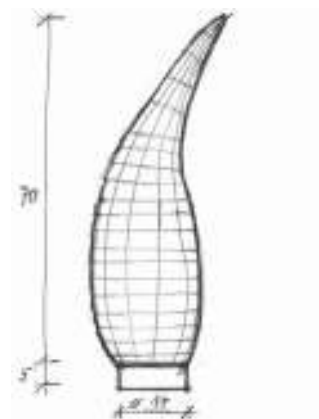




### Elves Wire

#### CODE

0-257015.000	140mm, 3000K 4W, white
0-257015.001	140mm, 3000K 4W, gray
0-257015.002	140mm, 3000K 4W, black
0-257016.000	140mm, 4000K 4W, white
0-257016.001	140mm, 4000K 4W, gray
0-257016.002	140mm, 4000K 4W, black
0-257017.000	IP54, 140mm, 3000K 4W, white
0-257017.001	IP54, 140mm, 3000K 4W, gray
0-257017.002	IP54, 140mm, 3000K 4W, black
0-257018.000	IP54, 140mm, 4000K 4W, white
0-257018.001	IP54, 140mm, 4000K 4W, gray
0-257018.002	IP54, 140mm, 4000K 4W, black

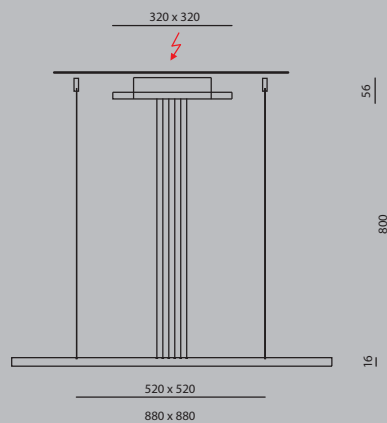


## Arctic

CODE 86-4630  + LED2 x LED panel LED 16W/230V \* w     

CODE 86-4631

2 x LED panel + LED RGB 16W/230V \*

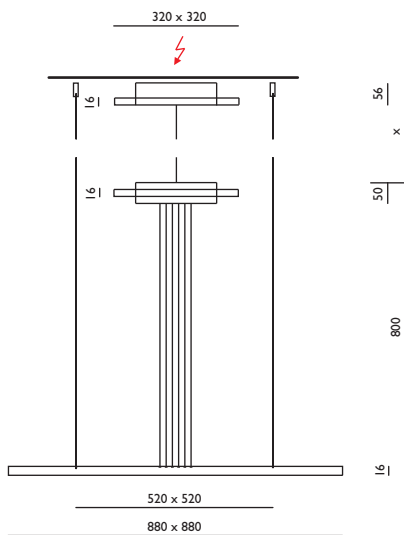


Design by Alexander Dubský





**Arctic Long**



CODE 86-4632  + LED

2 x LED panel LED 16W/230V \* W □ B ■ G ■ Y ■ R ■


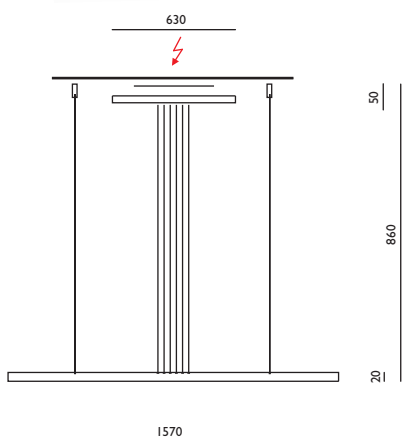
CODE 86-4633

2 x LED panel + LED RGB 16W/230V \*



**Gondwana**

CODE 86-4640 LED pásek + LED RGB 16W/230V~


























Design by Alexander Dubský







## Symbols / Symboly

	<b>Wall Light - Indirect and Direct Lighting</b> Nástěnné svítidlo - Nepřímé a přímé osvětlení / Wandleuchte - Indirekte und Direkte Beleuchtung Applique - Éclairage indirect et direct / Светильник на стену - Непрямое и прямое освещение		<b>Sandblasted Glass</b> Pískované sklo / Gesandstrahl Glas Verre sablé / Пескоструйное стекло
	<b>Ceiling Light - Indirect and Direct Lighting</b> Stropní svítidlo - Nepřímé a přímé osvětlení / Deckenleuchte - Indirekte und Direkte Beleuchtung Plafonnier - Éclairage indirect et direct / Светильник на потолок - Непрямое и прямое освещение		<b>Safety Glass</b> Bezpečnostní sklo / Sicherheitsglas Verre de sécurité / Безопасное стекло
	<b>Wall Light - Indirect Lighting</b> Nástěnné svítidlo - Nepřímé osvětlení / Wandleuchte - Indirekte Beleuchtung Applique - Éclairage indirect / Светильник на стену - Непрямое освещение		<b>Plexiglas</b> Plexiglas
	<b>Wall Light - Direct Lighting</b> Nástěnné svítidlo - Přímé osvětlení / Wandleuchte - Direkte Beleuchtung Applique - Éclairage direct / Светильник на стену - Прямое освещение		<b>1,0 kg</b> Net Weight (kg) Čistá hmotnost (kg) / Netto Gewicht (kg) Poids net (kg) / Чистый вес
	<b>Ceiling Light - Direct Lighting</b> Stropní svítidlo - Přímé osvětlení / Deckenleuchte - Direkte Beleuchtung Plafonnier - Éclairage direct / Светильник на потолок - Прямое освещение		<b>IPXX</b> Protection Grade Stupeň ochrany proti vlhkosti / Schutzkennziffer Indice de protection / Коэффициент влагозащиты
	<b>Recessed ground light</b> Vestavné zemní svítidlo / Eingebaute Erdleuchte Luminaire encastré de sol / Встроенный земляный светильник		<b>Lamp Included</b> Včetně světelného zdroje / Inkl. Leuchtmittel Source lumineuse comprise / С источником света
	<b>Recessed light</b> Vestavné svítidlo / Eingebaute Leuchte Luminaire encastré / Встроенный светильник		<b>LED</b> LED diodes LED diody
	<b>Recessed light</b> Vestavné svítidlo / Eingebaute Leuchte Luminaire encastré / Встроенный светильник		<b>RGB</b> RGB spectrum RGB spektrum
	<b>Minimal ceiling distance (m)</b> Minimální vzdálenost od stropu (m) / Mindestabstand von der Decke (m) Distance minimale au plafond (m) / Минимальная дистанция от потолка (м)		<b>EVG</b> Electric equipment with an electronic ballast Elektrická vřzbroj s elektronickým předřadníkem / Elektrische Einheit mit dem elektronischen Vorschaltgerät Equipement électrique avec un ballast électronique / Электрооборудование с электронным балластом
	<b>Special plaster ecolit</b> Speciální sádra Ecolit / Speziell Gips Ecolit Plâtre spécial écolith / Специальный гипс эколит		<b>KVG</b> Electric equipment with a switch start ballast Elektrická vřzbroj s magnetickým předřadníkem / Elektrische Einheit mit dem magnetisches Vorschaltgerät Equipement électrique avec un ballast conventionnel / Электрооборудование с магнетической балластом
	<b>Stainless steel</b> Nerezová ocel / Edelstahl Acier inoxydable / Нержавеющая сталь		<b>DIM</b> Electric equipment with a dimmable electronic ballast Elektrická vřzbroj se stmívatelným elektronickým předřadníkem / Elektrische Einheit mit dem elektronisches Vorschaltgerät - dimmbar / Equipement électrique avec un ballast électronique graduable / Электрооборудование с электронным балластом с регулятором света
	<b>Metal</b> Kov / Metall Métal / Металл		<b>Optional Cover Glass Sandblasted</b> Volitelné - krycí sklo pískované / Wahlfrei - Deckelglas gesandstrahl Eligible - verre de couverture sablé / Избирательное - стекло перекатия пескоструйное
	<b>Glass</b> Sklo / Glas Verre / Стекло		<b>Optional Colour</b> Volitelná barva / Wahlfrei - Farbe Eligible - Couleur a option / Цвет по желанию
	<b>Brushed Stainless Steel</b> Nerezová ocel kartáčovaná / Edelstahl gebürstet Acier inoxydable brossé / Нержавеющая сталь обработанная щеткой		
	<b>Stainless Steel with Decor</b> Nerezová ocel s dekorem / Edelstahl mit Dekor Acier inoxydable avec décor / Нержавеющая сталь с декором		
	<b>Lightsource's Colour Code</b> Kód barvy světelného zdroje / Leuchtmittelfarbenkode Code de la couleur d'une source lumineuse / Код цвета источника света		





Production:  
**ECO-DESIGN spol. s r.o.**  
Zářečí 471  
391 65 Bechyně  
Tel.: +420 244 470 408  
info@eco-design.cz  
[www.eco-design.cz](http://www.eco-design.cz)

Showroom:  
**HORMEN CE a.s.**  
Libušská 8/191  
142 00 Praha 4  
Tel.: +420 244 470 408  
hormen@hormen.cz  
[www.hormen.cz](http://www.hormen.cz)